



SMALL SIDED GAMES

Coaching Education Department
Sam Snow, Director of Coaching Education

SMALL SIDED GAMES

Small sided games are any game played with less than eleven-a-side teams.

Eleven-a-side soccer is an adult game devised by and for adults to play. While US Youth Soccer includes all age groups up to U19, the U16 and older age groups are allowed to play adult, as well as, youth soccer.

*The Game for All Kids!*SM



SMALL SIDED GAMES

Therefore, the U15 and younger age groups are the ones that can and should be involved in small-sided games. The objective of small-sided games is a stair step approach for young players to grow into the adult game of 11 versus 11.

*The Game for All Kids!*SM



SSG BENEFITS TO PLAYERS

Soccer games smaller than 11 versus 11 provide many critical advantages to players including:

- ✓ **The ability to repeatedly contact the ball and the ability to repeatedly experience basic tactical problems.**
- ✓ **In terms of player development, this ability to actively participate is directly related to fun and enjoyment and to the issues surrounding quality of play and the retention of players.**

*The Game for All Kids!*SM



SSG BENEFITS TO PLAYERS

- ✓ **Makes it difficult for players to “hide” in SSG, all players must attack and defend in order for their team to succeed (mobility).**
- ✓ ***More space + fewer numbers = less bunching. Enhanced tactical awareness (positioning). The game is less complicated and easier to understand.***

*The Game for All Kids!*SM



SSG BENEFITS TO PLAYERS

- ✓ **Players under twelve are routinely structured into formal positions at ages when their spatial awareness and technical range do not lend themselves to a practical understanding of large group tactics.**
- ✓ **More “fun” and personal enjoyment; due to small fields and simplified rules.**

*The Game for All Kids!*SM



SSG BENEFITS TO PLAYERS

- ✓ More playing time, which encourages maximum individual participation.
- ✓ More individual involvement improves fitness.
- ✓ More responsibility, every child has greater opportunities to score or stop the opponents from scoring, this builds their self-esteem and self-confidence.

*The Game for All Kids!*SM



SSG BENEFITS TO PLAYERS

- ✓ **More freedom of expression; there are no positions; children will find their own position (U6 & U8). A player can be a forward, midfielder and defender during the course of the game. Children will migrate to areas of the field where they feel comfortable. When they are older we will discover their best position.**
- ✓ **More child-centered not coach controlled.**

*The Game for All Kids!*SM



SSG BENEFITS TO PLAYERS

- ✓ More children will play. For example five four-a-side fields can fit inside a full sized field. This allows for 40 youngsters to play at the same time instead of 22.
- ✓ More experience in all phases of the game. There is no hiding or dominant player hogging the ball. Every child has to participate in all facets of the game, attack and defend. The emphasis is on PLAYER DEVELOPMENT.

*The Game for All Kids!*SM



EVIDENCE OF VALUE OF SSG

The move to SSG for preteen players is based on educational research on the way children learn. Just as with their academic education their soccer education is progressive. Empirical studies have been conducted into the improvement in the game environment for children in SSG as opposed to the adult version of soccer.

*The Game for All Kids!*SM



EVIDENCE OF VALUE OF SSG

There is also evidence, from exercise physiology studies, of improved physical fitness due to the SSG environment. Anecdotal inquiry shows psychologically children prefer the SSG format.

*The Game for All Kids!*SM



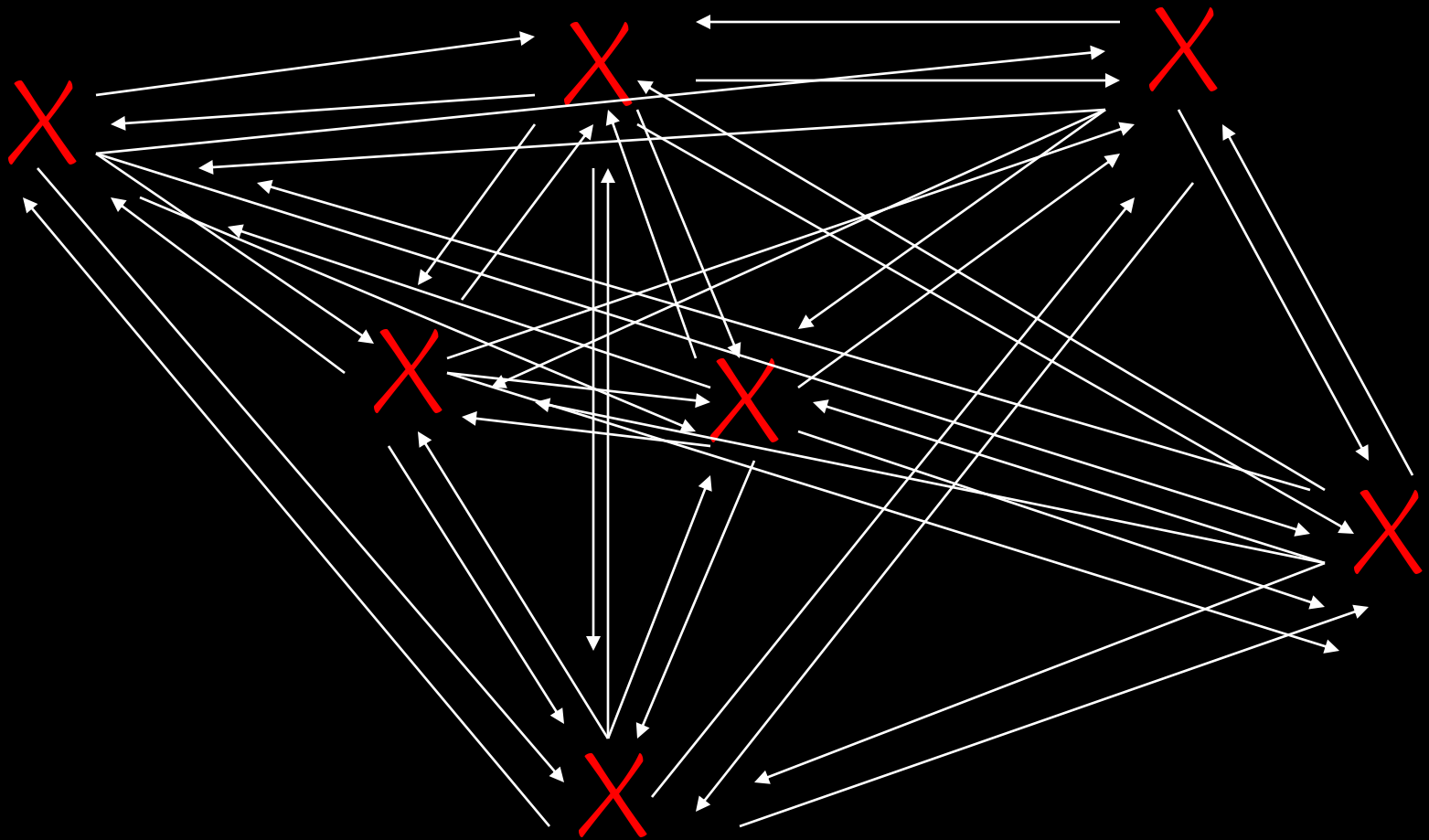
EVIDENCE OF VALUE OF SSG

- Mathematical formula
- Observation analysis
- Physiological data
- Biological stages of growth
- Cognitive stages of growth
- Social/Emotional stages of growth
- COMMON SENSE

*The Game for All Kids!*SM



Levels of Interaction



The Game for All Kids!™



Levels of Interaction

$n(n-1)$

■ 2-players	2	■ 10-players	90
■ 3-players	6	■ 11-players	110
■ 4-players	12	■ 12-players	132
■ 5-players	20	■ 13-players	156
■ 6-players	30	■ 14-players	182
■ 7-players	42	■ 16-players	240
■ 8-players	56	■ 18-players	306
■ 9-players	72	■ 20-players	380
		■ 22-players	462

*The Game for All Kids!*SM



EVIDENCE OF VALUE OF SSG

✓ Mathematical Formula

- Levels (or lines) of interaction are the possible passing connections between players. Each time another player enters the field of play the level of complexity of the game environment increases. The interactions are tactical possibilities.

*The Game for All Kids!*SM



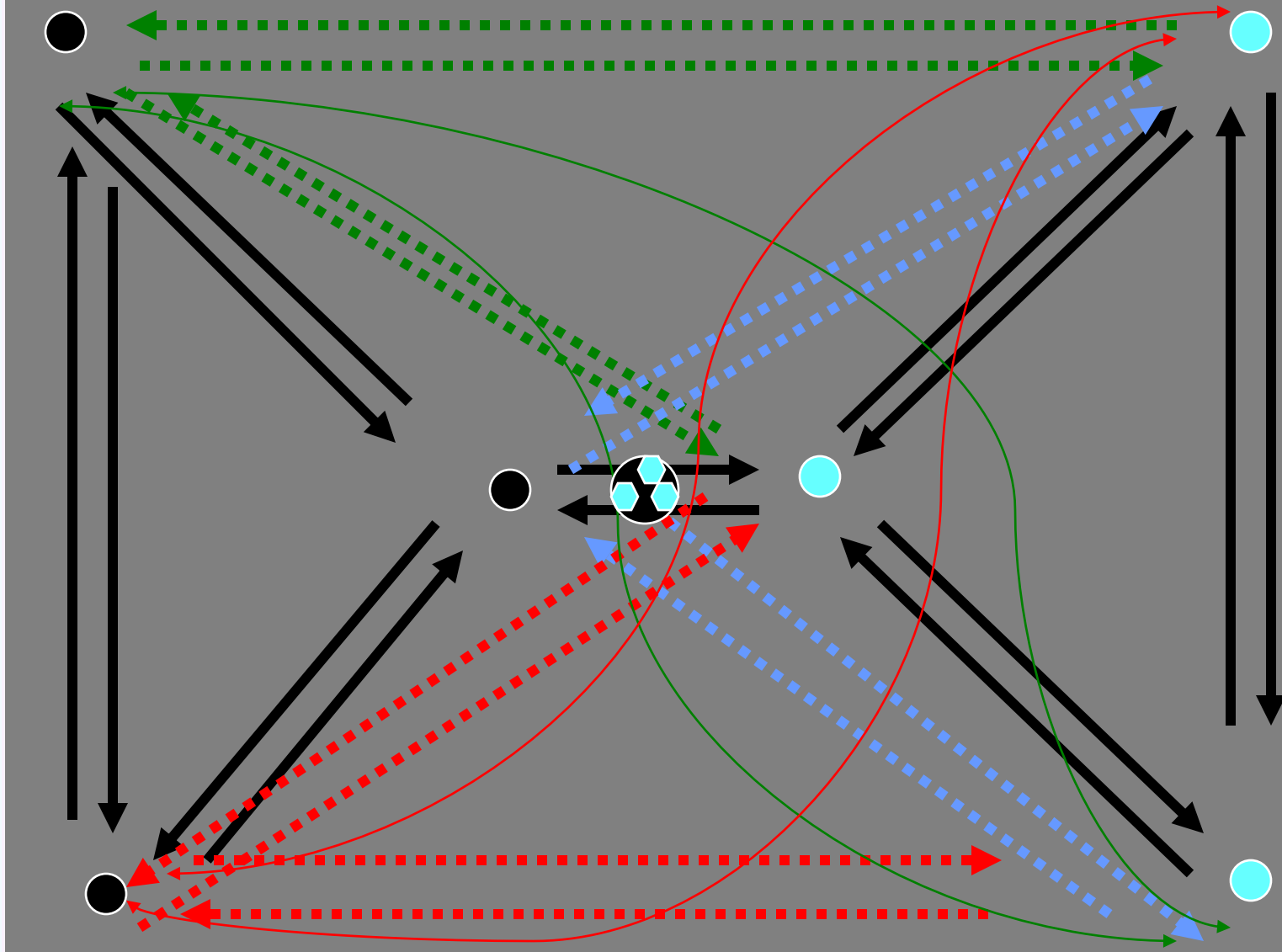
LINES OF INTERACTION

- **The point of attach is the place on the field where the pass was initiated.**
- **The point of insertion is the place on the field where the pass finished.**

*The Game for All Kids!*SM



3 v 3



The Game for *All Kids!*™



3 VS 3

- Black = 14 interactions (12/team plus 2 between 1st & 2nd defender)
- Green = 6 interactions
- Blue = 4 interactions
- Purple = 6 interactions
- TOTAL = 30
- Solid Lines = strongest interactions
- Dotted Lines = secondary interactions
- Curved Lines = tertiary (reduced) interactions

*The Game for All Kids!*SM



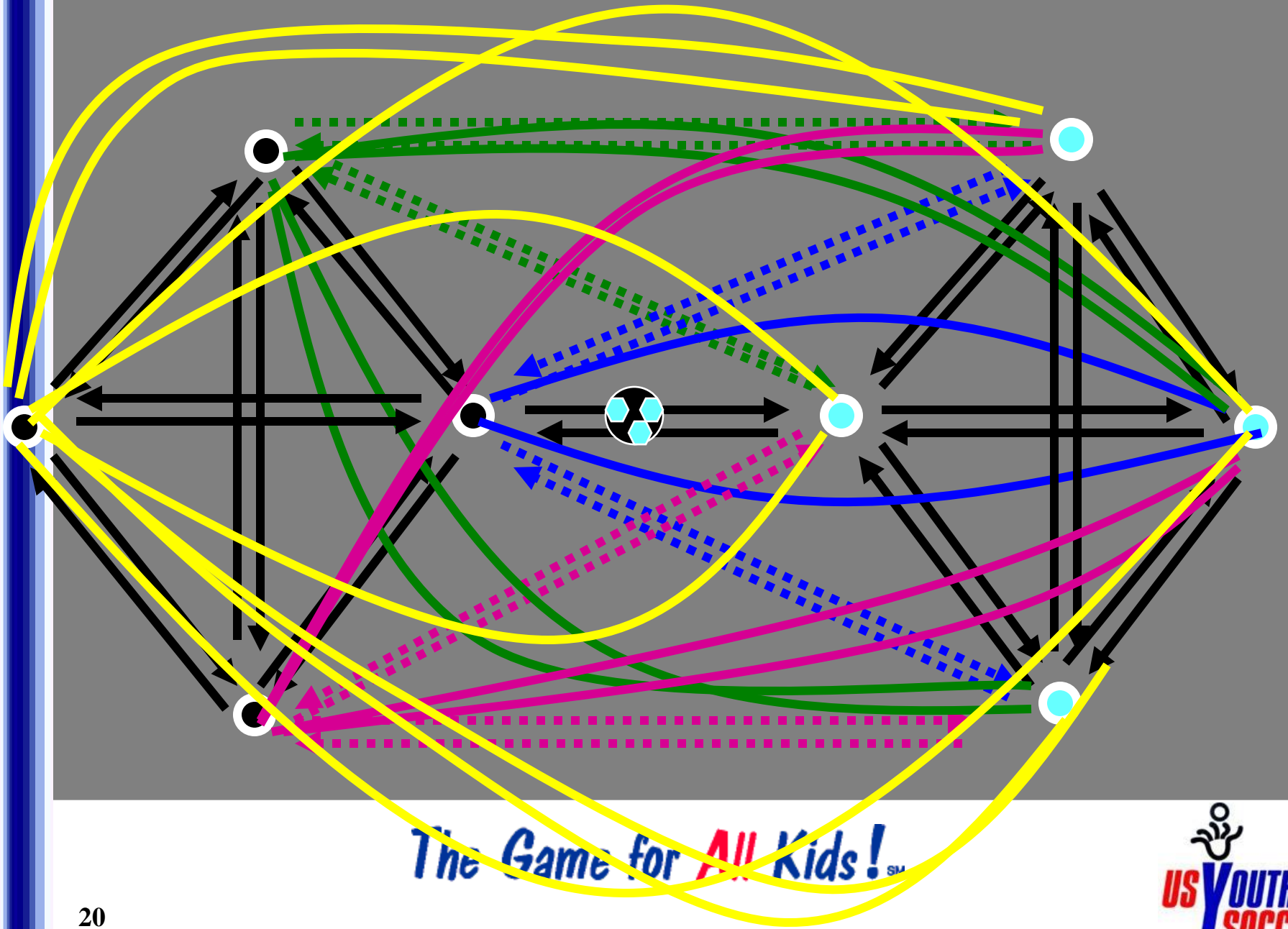
3 VS 3

Each player has 4-6 strong interactions, 0-4 intermediate interactions and 0-2 weak interactions based on static relative positions. Players at the point of attack have the most interactions (10) or options. Obviously, to exploit individual differences in the match-ups, players could and should rotate through the scheme.

*The Game for All Kids!*SM



4 v 4



The Game for **All Kids!**SM



4 VS 4

- Black = 26 interactions (12/team & 2 between 1st attacker & defender)
- Green = 8 interactions
- Blue = 6 interactions
- Purple = 8 interactions
- Yellow = 8 interactions
- TOTAL = 56
- Solid Lines = strongest primary interactions
- Dotted Lines = secondary interactions
- Curved Lines = tertiary (reduced) interactions

*The Game for All Kids!*SM



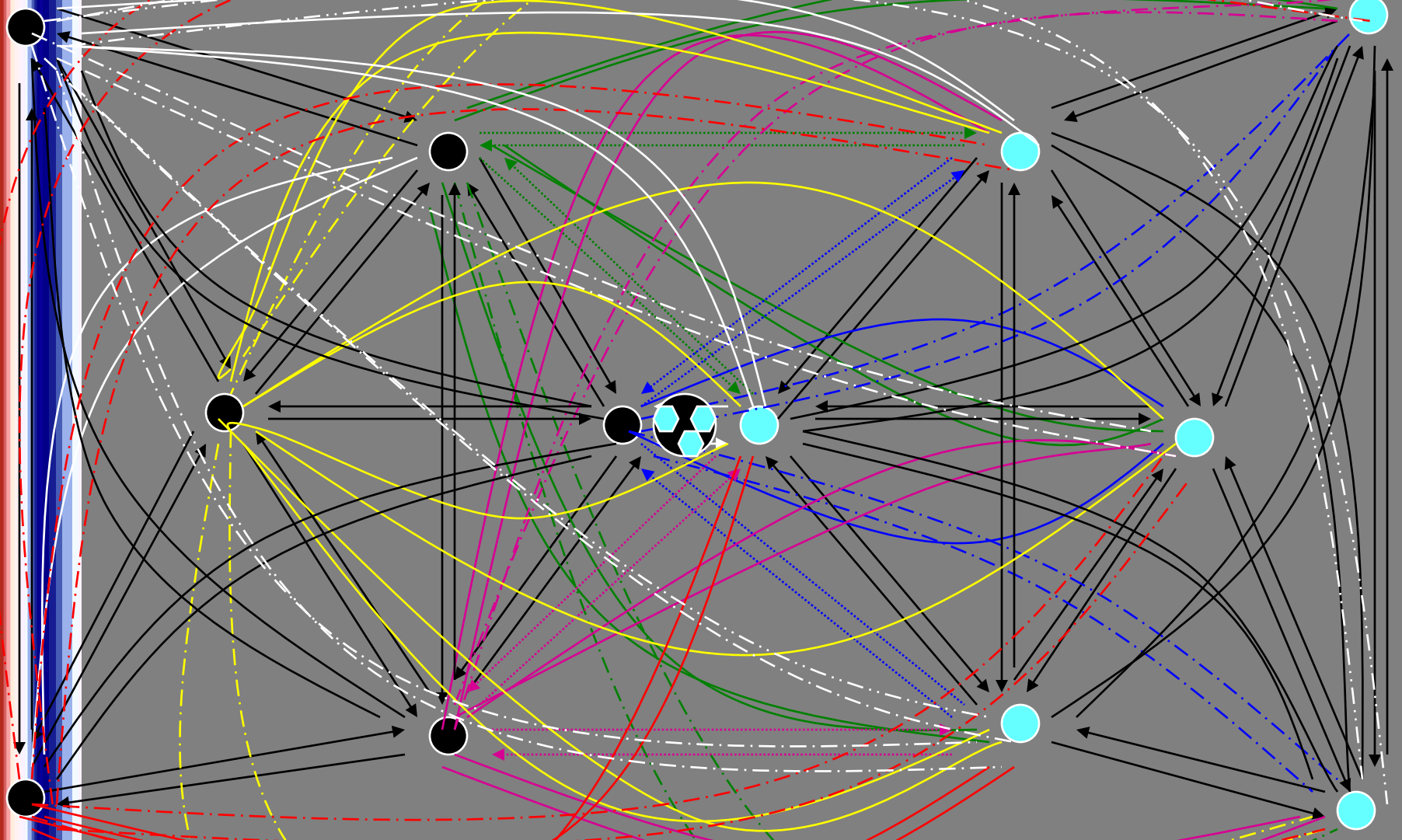
4 VS 4

Each player has 6-8 strong interactions, 0-4 intermediate interactions and 2-8 weak interactions based on static relative positions. Players at the point of attack have the most interactions (14) or options. Obviously, to exploit individual differences in the match-ups, players could and should rotate through the scheme.

*The Game for All Kids!*SM



6 v 6



The Game for All Kids! SM



6 VS 6

- Black = 62 interactions (30 within each team, 2 between 1st attacker & defender)
- Green = 12 interactions
- Blue = 10 interactions
- Purple = 12 interactions
- Yellow = 12 interactions
- Red = 12 interactions
- White = 12 interactions
- TOTAL = 132

*The Game for All Kids!*SM



6 VS 6

- **Solid Lines = strongest primary interactions**
- **Dotted Lines = secondary interactions**
- **Curved Lines = tertiary (reduced) interactions**
- **Curved Dash-Dot Lines = quaternary (low likelihood) interactions**

*The Game for All Kids!*SM



6 VS 6

New (secondary) interactions have appeared within the same team and new interactions with low likelihood (quaternary) interactions between back row players of both teams. Each player has 8-10 strong interactions, 0-4 intermediate interactions and 4-12 weak interactions based on static relative positions.

*The Game for All Kids!*SM



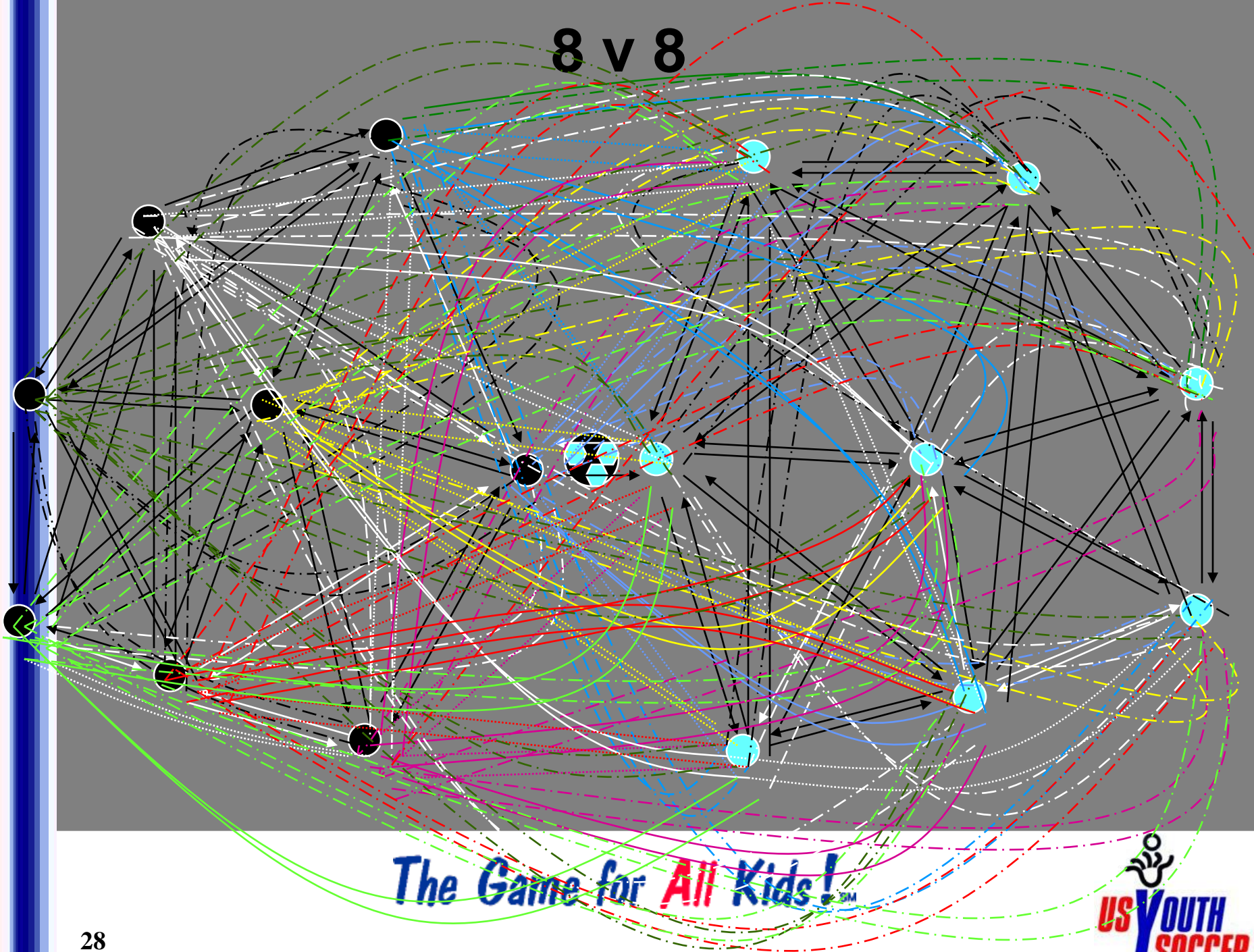
6 VS 6

Players at the point of attack have the most interactions (14) or options. Obviously, to exploit individual differences in the match-ups, players could and should rotate through the scheme.

*The Game for All Kids!*SM



8 v 8



The Game for All Kids!™



8 VS 8

- Black = 114 interactions
- Blue = 14 interactions
- Green = 16 interactions
- Purple = 16 interactions
- Yellow = 16 interactions
- White = 16 interactions
- Red = 16 interactions
- Dark Green = 16 interactions
- Lime Green = 16 interactions
- TOTAL = 240

*The Game for All Kids!*SM



EVIDENCE OF VALUE OF SSG

✓ Observation Analysis


- The purpose of the following study, conducted by the California Youth Soccer Association – South using SoftSport SecondLook software, was to collect data to compare the 4 vs. 4 game to the 8 vs. 8 game for U8 players.

*The Game for All Kids!*SM



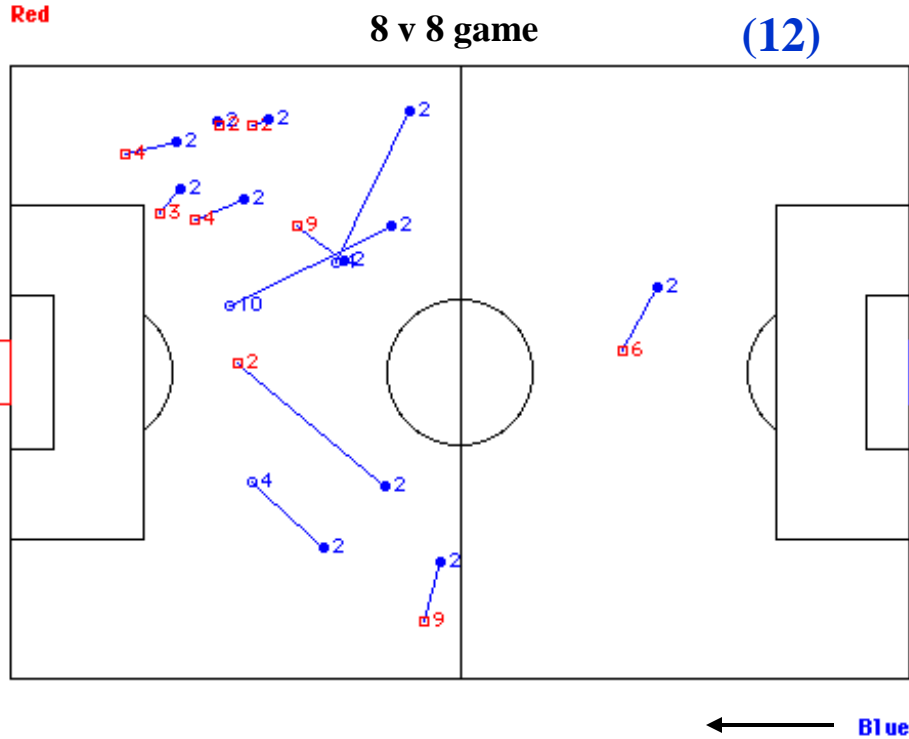
Jackie - Player Performance - Total Passes

Blue Team - No "2"

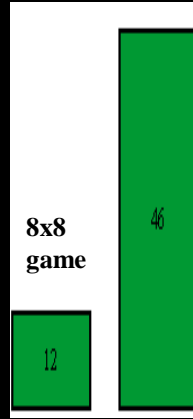
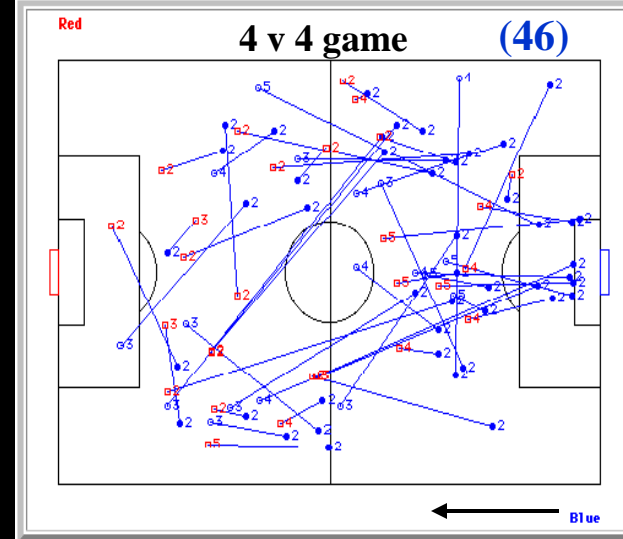


4 v 4
game

Total Passes by Jackie



Total Passes by Jackie



Total Passes Comparison

Legend:



She **initiated** the pass to her teammates



She **competed** the pass to her teammates



She **initiated** the pass to her teammates



She **lost** the pass to her teammates

The Game for *All Kids!*™



Jackie - Player Performance - Total Passes

Blue Team - No "2"



Head-to-Head Comparison

Game	GO	IG	SH	IS	CP	LP	TP	CR	IP	CK
4 v 4	1	0	1	0	18	28	46	39%	42	0
8 v 8	1	0	1	9	3	9	12	25%	9	0

GO: Goals (Number of goals during game)

IG: Impact Goals (Number of passes resulting in a goal)

SH: Shots on Goal (Number of shots on goal)

IS: Impact Shots (Number of passes resulting in a shot on goal)

CP: Completed Passes (Number of passes completed to team-mates)

LP: Lost Passes (Number a passes lost to opponent)

TP: Total Passes (Completed and lossed passes during game)

CR: Completion Ratio (Percent of total passes that were completed)

IP: Intercepted Passes (Number of passes that were intercepted from the opponents)

CK: Corner Kicks (Number of corner kicks)

TI: Time (Total number of minutes played in the game)

The Game for All Kids!™



Jackie - Player Performance - Total Passes



Blue Team - No "2"

Observations & Analysis

8 v 8 game

- She was assigned to play as a attacking player (the data showed that she played mostly as a forward)
- She had 12 total passes
- She completed 3 passes with a completion rate of 25%
- She intercepted 9 passes
- Most of her passes were forward (none into the penalty area)

4 v 4 game

- She played all positions (according to the data shown in the small field)
- She had 46 total passes (the highest in the game by both team players)
- No positions were assigned (she moved on her own all over the field)
- She completed 18 passes with a completion rate of 39%
- She intercepted 42 passes
- Most of her passes were forward but some were in the lateral direction

*The Game for All Kids!*SM



Jackie - Player Performance - Total Passes



Comparison of Jackie's Performance

8 v 8 versus 4 v 4 game

- She had almost 4 times more passes in the small game
- She scored 1 goal and had 1 shot on goal in both games
- Her completion rate was up (from 25% to 35% in the small game)
- She intercepted almost 5 times more balls from the opponent in the small game
- She had 6 times more completed passes in the small game (from 3 to 18 passes)

*The Game for All Kids!*SM

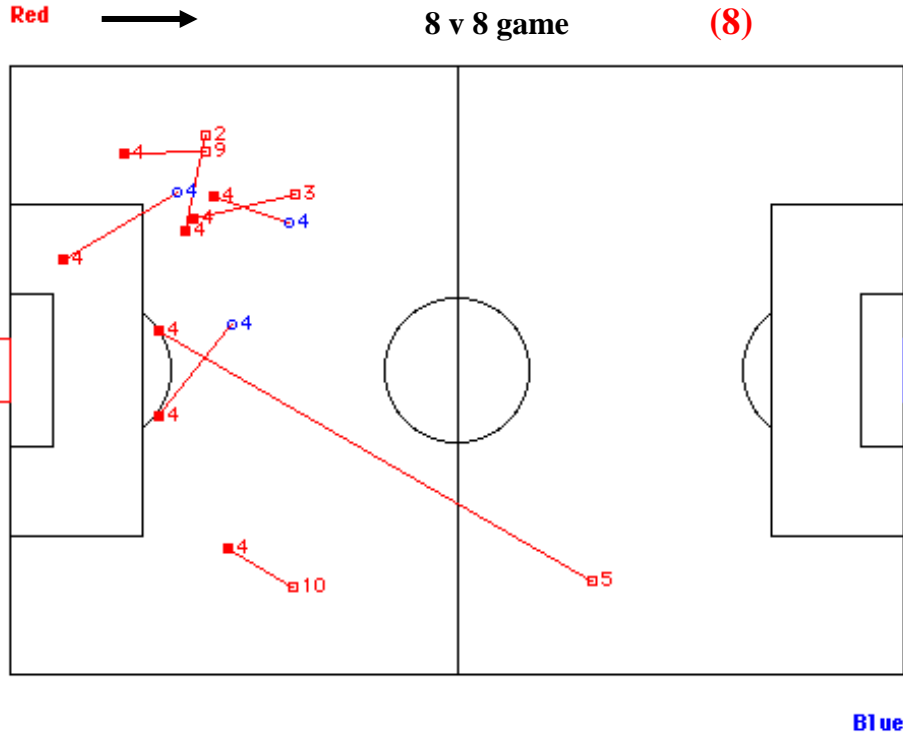


Laura - Player Performance - Total Passes

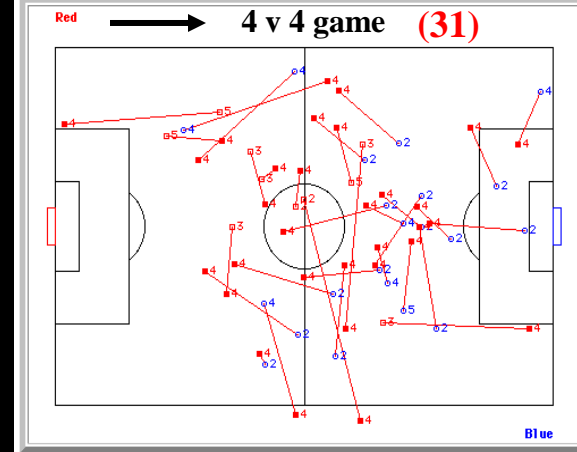
Red Team - No "4"



Total Passes by Laura

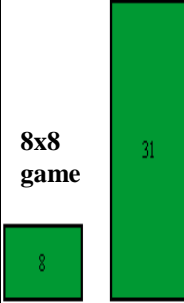


Total Passes by Laura



4 v 4 game

8x8 game



Total Passes Comparison

Legend:

■ ————— ■
 She **initiated** the pass to her teammates She **completed** the pass to her teammates


■ ————— ●
 She **initiated** the pass to her teammates She **lost** the pass to her opponent

The Game for All Kids!™



Laura - Player Performance - Total Passes

Red Team - No "4"



Head-to-Head Comparison

Game	GO	IG	SH	IS	CP	LP	TP	CR	IP	CK
4 v 4	2	0	3	0	10	21	31	32%	17	0
8 v 8	0	0	0	0	5	3	8	62%	5	0

GO: Goals (Number of goals during game)

IG: Impact Goals (Number of passes resulting in a goal)

SH: Shots on Goal (Number of shots on goal)

IS: Impact Shots (Number of passes resulting in a shot on goal)

CP: Completed Passes (Number of passes completed to team-mates)

LP: Lost Passes (Number a passes lost to opponent)

TP: Total Passes (Completed and lossed passes during game)

CR: Completion Ratio (Percent of total passes that were completed)

IP: Intercepted Passes (Number of passes that were intercepted from the opponents)

CK: Corner Kicks (Number of corner kicks)


TI: Time (Total number of minutes played in the game)

The Game for All Kids!™



Laura - Player Performance - Total Passes

Red Team - No "4"



Observations & Analysis

8 v 8 game

- She was assigned to play as a defender (she did play mostly as a mid/left defender)
- She had 8 total passes
- She completed 5 passes with a completion rate of 62%
- Only one pass went into the attacking half
- She intercepted 5 passes
- Most of her passes were forward

4 v 4 game

- No positions were assigned. (She moved on her own all over the field)
- She played mid-field/ fwd (according to the data shown in the small field)
- She had 31 total passes
- She completed 10 passes with a completion rate of 32%
- She intercepted 17 passes
- Most of her passes were forward but some were in the lateral direction

*The Game for All Kids!*SM



Laura - Player Performance - Total Passes

Red Team - No "4"



Comparison of Laura's Performance

8 v 8 versus 4 v 4 game

- She had almost 4 times more passes in the small game
- She scored 2 goals and 3 shots on the small game
- She intercepted more than 3 times the ball from the opponent
- Her completion rate was down (most of her lost passes were in the attacking ½)
- She had 2 times more completed passes in the small game (10 versus 5 passes)

*The Game for All Kids!*SM

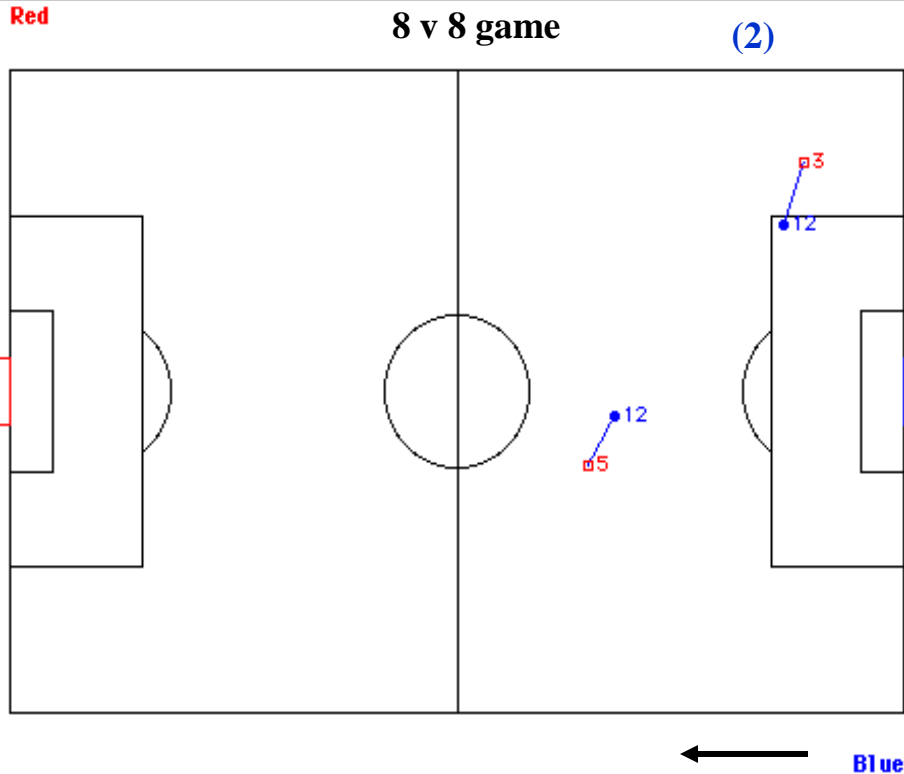


Page - Player Performance - Total Passes

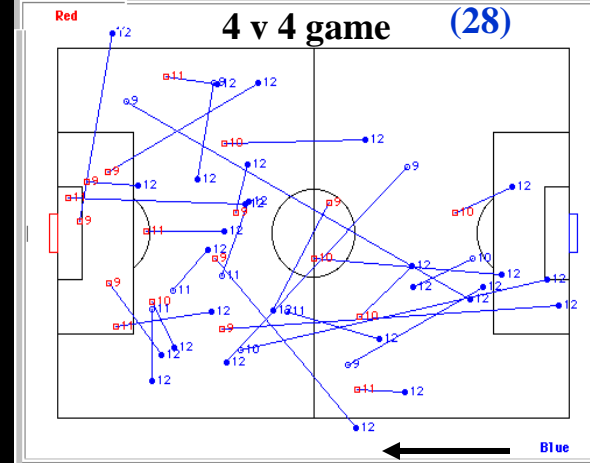


Blue Team - No "12"

Total Passes by Page

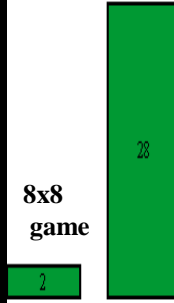


Total Passes by Page



4 v 4 game

8x8 game



Legend:



She **initiated** the pass to her teammates

She **completed** the pass to her teammates



She **initiated** the pass to her teammates

She **lost** the pass to her teammates

The Game for *All Kids!*™





Head-to-Head Comparison

Game	GO	IG	SH	IS	CP	LP	TP	CR	IP	CK
4 v 4	2	0	5	0	10	18	28	36%	29	0
8 v 8	0	0	0	0	0	2	2	0%	2	0

GO: Goals (Number of goals during game)

IG: Impact Goals (Number of passes resulting in a goal)

SH: Shots on Goal (Number of shots on goal)

IS: Impact Shots (Number of passes resulting in a shot on goal)

CP: Completed Passes (Number of passes completed to team-mates)

LP: Lost Passes (Number a passes lost to opponent)

TP: Total Passes (Completed and lossed passes during game)

CR: Completion Ratio (Percent of total passes that were completed)

IP: Intercepted Passes (Number of passes that were intercepted from the opponents)

CK: Corner Kicks (Number of corner kicks)

TI: Time (Total number of minutes played in the game)

The Game for All Kids!™



Page - Player Performance - Total Passes



Blue Team - No "12"

Observations & Analysis

8 v 8 game

- She was assigned to play as a defender
- She had 2 total passes and she lost both of them to the opponent
- Her completion rate = 0%
- She intercepted 2 passes

4 v 4 game

- No positions were assigned (She moved on her own all over the field)
- She played mostly at mid-field/ fwd (according to the data shown in the small game)
- She scored 2 goals and took 5 shots on goal
- She had 28 total passes – most of her passes were forward direction
- She intercepted 29 passes
- She completed 10 passes with a completion rate of 36%

*The Game for All Kids!*SM



Page - Player Performance - Total Passes

Blue Team - No "12"



Comparison of Page's Performance

8 v 8 versus 4 v 4 game

- She had almost 14 times more passes in the small game
- She scored 2 goals and 5 shots in the small game and none in the large game
- She intercepted almost 15 times the ball from the opponent in the small game
- Her completion rate was 36% in the small game and 0 in the large game
- She went from no completed passes in the large game to 10 completed passes in the large game (from 0 to 10 passes)
- Most of her passes were in the attacking half

*The Game for All Kids!*SM



Observational Analysis

- In the 4 vs. 4 game on a smaller field, most of the players (88%) touched the ball 3-4 times more in several different categories such as: goals, shots on goal, completed and lost passes and total passes while still maintaining similar completion ratios of 31 versus 35%.
- When no positions were given to the players (the player's were free to move around the field) the results were that they were much more involved & subsequently touched the ball 3-4 times more.

*The Game for All Kids!*SM



More Players Benefited

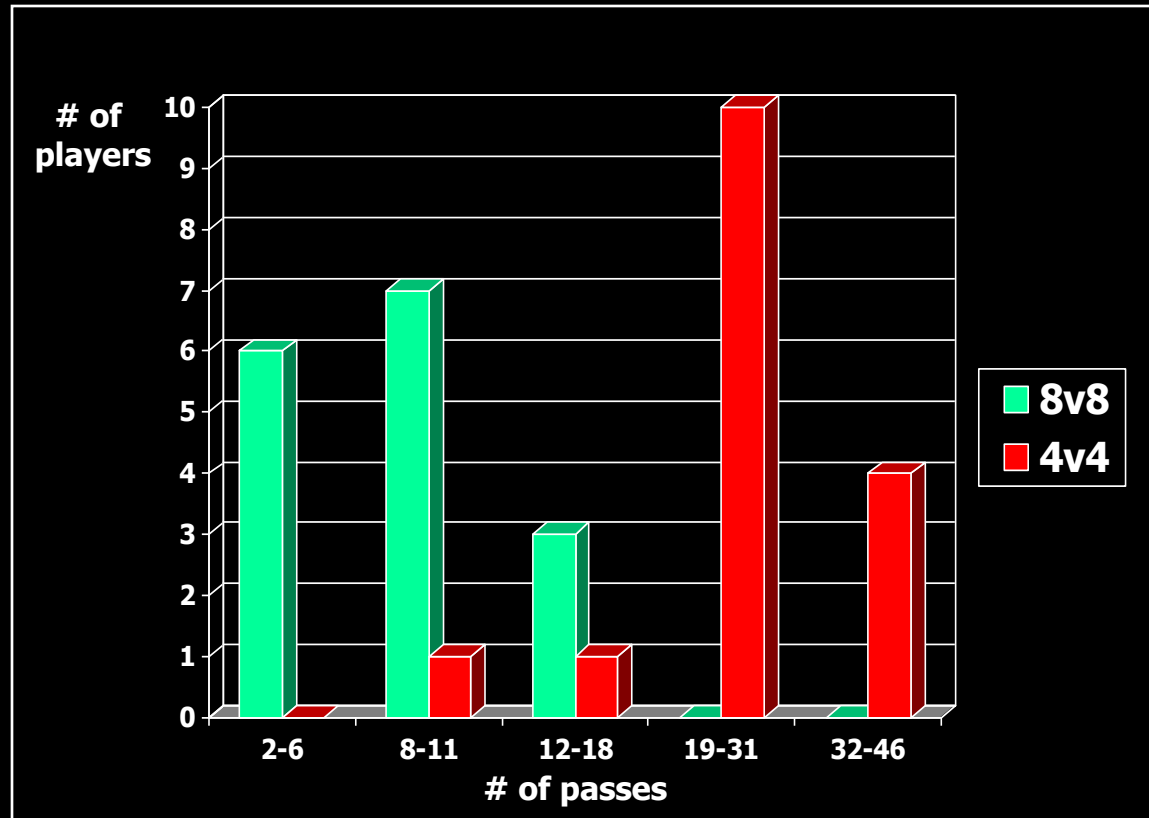
4 vs. 4

- 14 of 16 players had over 19 passes
- Only 1 less than 12
- None less than 8

20 minute games

8 vs. 8

- Only 3 of 16 players had more than 12
- None more than 18
- 6 between 2-6



*The Game for All Kids!*SM



Observational Analysis

- In the 8 vs. 8 game, two or three players dominated the game in passes and dribbles.
- The observation of the game was that the 4 vs. 4 game flowed with little breaks compared to the 8 vs. 8 game which had many breaks due to restarts from goals, shots on goals, throw-ins and dribbles by 2-3 dominating players.

*The Game for All Kids!*SM



Observational Analysis

- Based on the oral survey, 88% of the players answered the oral survey questions #2 and #3 (which game did you have more fun playing, on the small field or the bigger field?) & (which game allowed you to touch the ball more 8 vs. 8 or 4 vs. 4?) in favor of the 4 vs. 4 small-sided game.
- The individual Player Performance Analysis clearly illustrates a much more active involved player in the 4 vs. 4 game in comparison with that same player that seemed hidden and uninvolved in the 8 vs. 8 game.

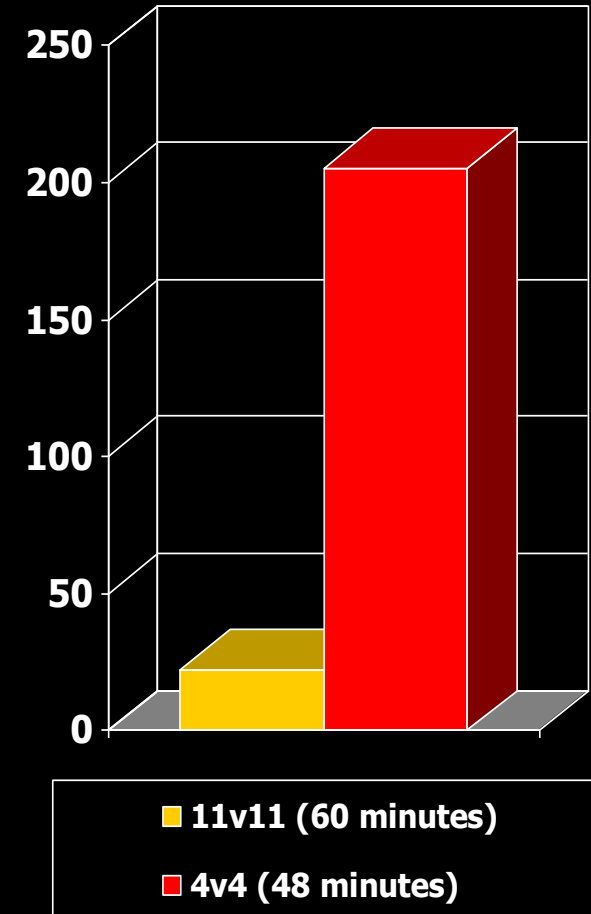
*The Game for All Kids!*SM



Touches per Game Study (U10 boys)

For U10 team

- **11 vs. 11**
 - 22 touches in 60 minutes
 - Average (.37 touches per minute)
- **4 vs. 4**
 - 205 touches in 48 minutes
 - Average (4.3 touches per minute)



*The Game for All Kids!*SM



Mini Soccer

What Game Format and Development Model is Best?
A Study by the Sports University of Cologne

*The Game for **All Kids!***SM



The Study

- Conducted by the German Football Association, in conjunction with Sports University of Cologne on 6-10 year olds
- 1992 – 11 vs. 11 on 68 x 95 yard fields
- 1994 – 4 vs. 4 and 7 vs. 7 on 40 x 30 and 50 x 70 yard fields respectively
- 1995 – 6 vs. 6 and 7 vs. 7 games on 40 x 36 yard and 36 x 55 yard fields respectively
- 2 x 5 yard wide goals used in all cases

*The Game for All Kids!*SM



11 vs. 11 On Smaller Field

- High Lactate Levels - Over 4200 yards covered in 50 minutes
- Ball contacts - 38 average in midfield, only 20 on defense
- Tactics and rules too complicated for this age group
- **Conclusion: Totally inappropriate for this age group, high danger of “burnout”!**

*The Game for All Kids!*SM



7 vs. 7 on Half Field (50x70 yards.)

- Field is still too big for this age
- Hard to distribute players evenly
- No build up in midfield, goals are scored from long uncontrolled passes causing breakaways or mistakes by opponents
- No attacking imagination used or learned
- **Conclusion: Better than 11 vs. 11 but still not the best format**

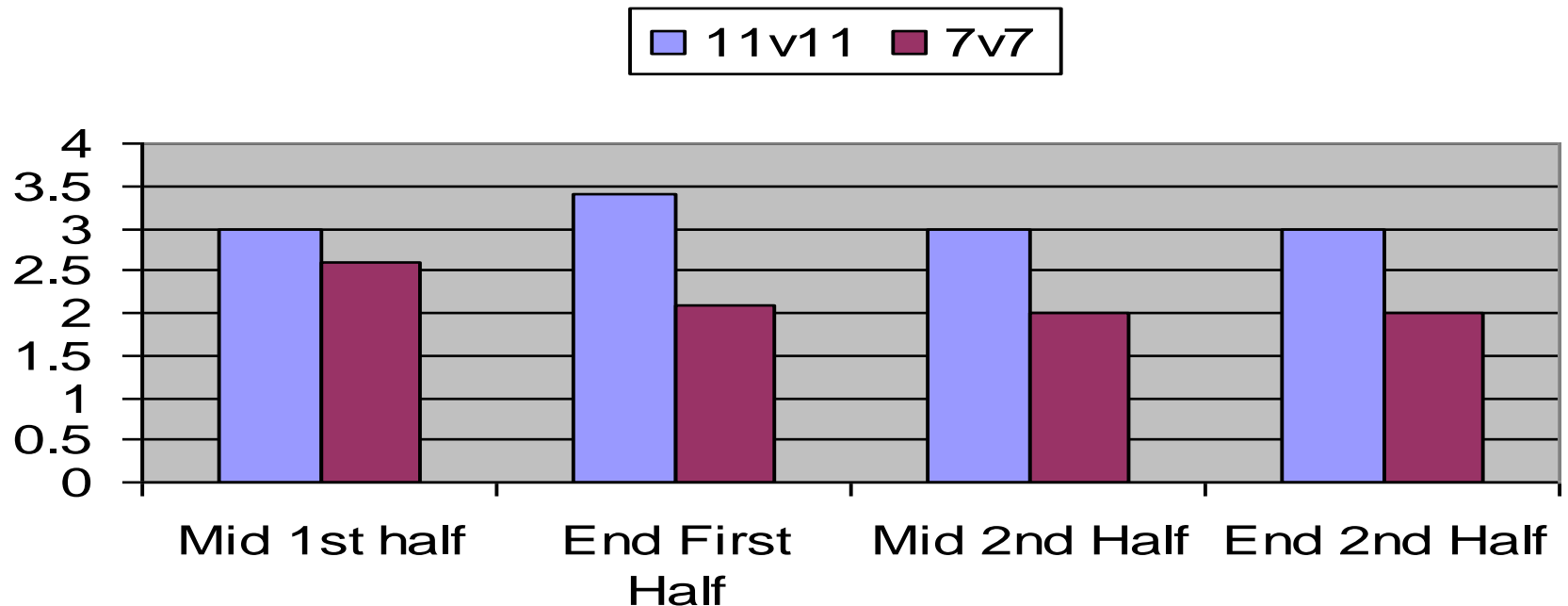
*The Game for All Kids!*SM



Physical Stresses

Players cover 4236 yards in 25 minutes, compared to a professional Bundesliga player who covers only about 1000 yards more in the same period.

**Lactate Levels in mmol/l - 11v11
against 7v7**



*The Game for All Kids!*SM



4 vs. 4 on 40 x 30 (5 vs. 5 with GK)

- Teaches all the building blocks - dribbling, shooting, passing and ball control followed by tackling and heading
- Frequent 1 vs. 1 situations
- Attack oriented game - frequency of shots much higher than any other game
- Few opportunities for tactical mistakes, therefore accent is on technical training
- 20 x 30 fields should be used for training
- **Conclusion: Provides the best vehicle for enjoyment and activity. A must for players who do not have a high level of technical development.**

*The Game for All Kids!*SM



7 vs. 7 in Smaller (35 x 55) Field

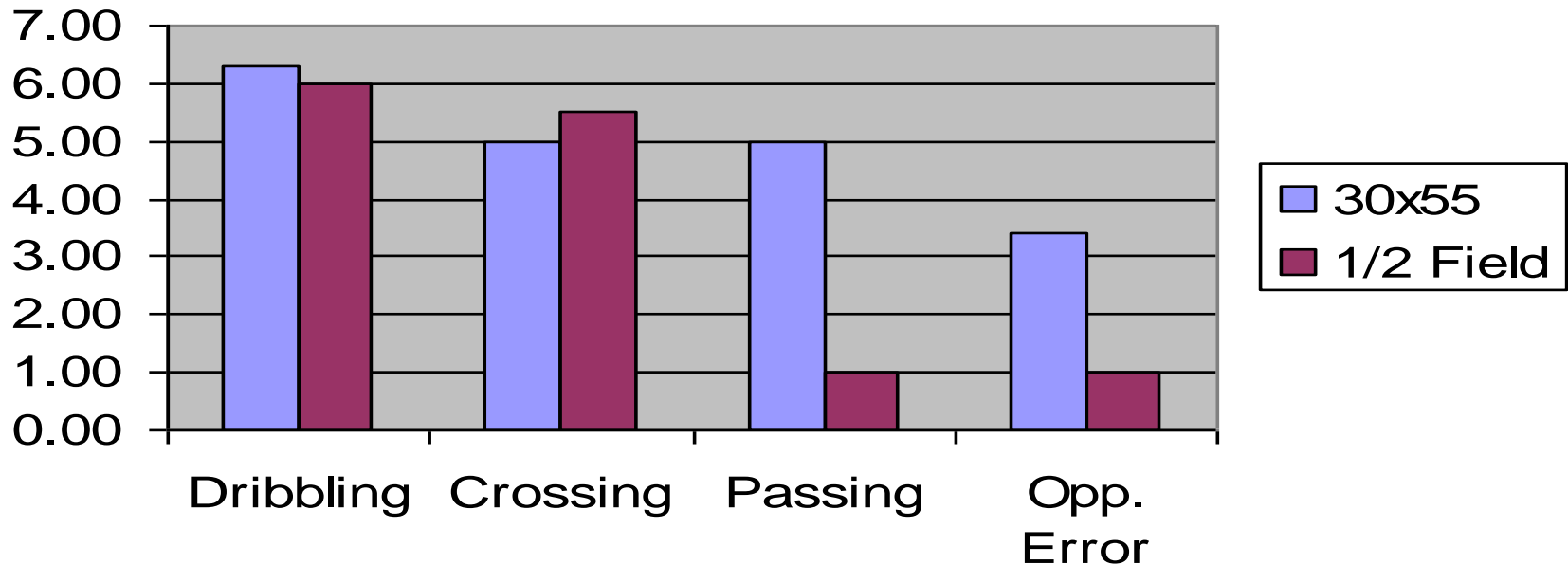
- Optimal physical load on players
- Teaches flexible attacking and defending
- Lots of ball contact - less talented players are involved more
- More opportunity to practice basic elements of good soccer
- More opportunities to attack and defend
- **Conclusion: The ideal game for young players with good technical ability, but it must be used in conjunction with 4 vs. 4 training and tournaments**

*The Game for All Kids!*SM



Attacking Tactics in 7 vs. 7 Ideal Field vs. Half Field

**Methods used to set up shots on Goal
per 10 minutes- Ideal Field vs Half Field**

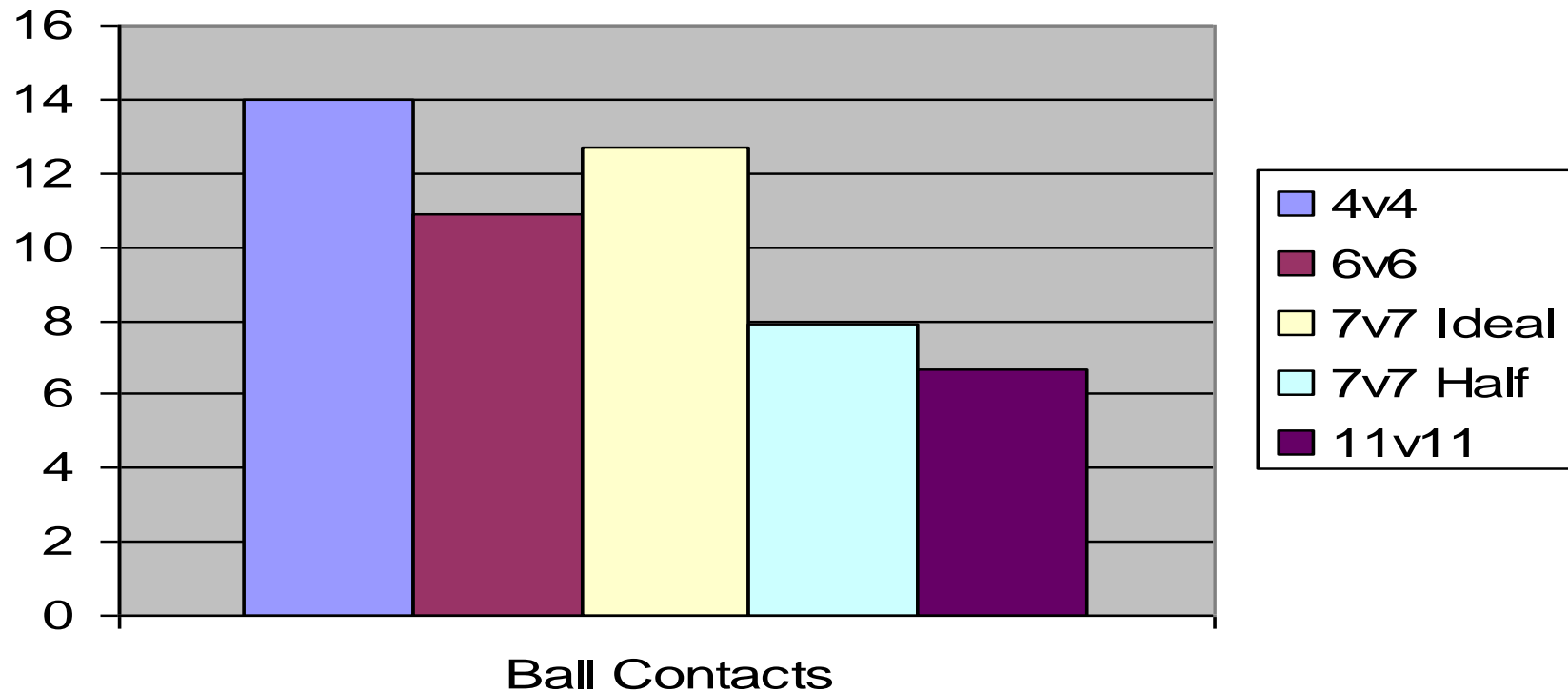


*The Game for All Kids!*SM



Number of Ball Touches per Player In 10 Minutes

Touches on the Ball Per 10 Minutes



*The Game for All Kids!*SM



Average Score at Half Time

- 7 vs. 7 in Ideal Field 7-6
- 7 vs. 7 in Half Field 4-2
- 11 vs. 11 Junior Field 2-1

*The Game for All Kids!*SM



Training Objectives

- Provide maximum fun and enjoyment for the players
- Challenge players
- Develop playing ability incrementally
- Create opportunities for success, regardless of ability

*The Game for All Kids!*SM



Developmental Considerations

- Children like to compete with each other
- Skills need to be developed in playful environment
- Players can't learn when game demands skills or tactics they haven't yet learned
- If they encounter the same situation many times over, they learn to deal with it
- Complicated rules, such as offside, detract from the ability to learn fundamentals
- Commonly accepted now that ages 8 to 12 are ideal for developing technique and coordination
- In spite of this many coaches continue to implement adult rules and strategies, which hinder this development

*The Game for All Kids!*SM



Coaching Considerations

- It's not enough to merely substitute smaller games for 11 vs. 11
- Basic concepts such as passing, control, dribbling and ball possession must be taught
- Players should not be forced into rigid positional responsibilities until they have mastered the basics
- Development is a long term process and the players' enjoyment should take precedence over that of the parents - games that teach soccer fundamentals may not be the most exciting to watch
- By changing conditions and variations of the training games the coach can alter the playing style of the children

*The Game for All Kids!*SM



Conclusions:

- 4 vs. 4 and 5 vs. 5 (with goalkeeper) training and tournament games are a must for technical and basic tactical development
- 7 vs. 7 in a 35 x 55 or 40 x 60 yard field provides the ideal game for players who have already acquired enough technical development to allow them to cope with more testing tactical decisions
- 4 vs. 4 MUST be used regularly in training and tournaments

*The Game for All Kids!*SM



4 vs. 4 versus 8 vs. 8

It's all about Touches and Opportunities....

Passes: +135% or 585 more passes in 4v4 games

Shots Taken: +260% or 481 more shots in 4v4 games

Goals Scored: +500% or 301 more goals in 4v4 games

1v1's: +225% or 525 more 1v1's in 4v4 games

Tricks, Turns and Moves: +280% or 436 more tricks, turns and moves

These data were collected in a 2002-2003 study conducted for Manchester United Football Club by Dr. Rick Fernoglio, a lecturer in Exercise Science at Manchester Metropolitan University. Fifteen (15) 4v4 and 8v8 games were videotaped and analyzed for the study. This study was reported on page 6 of the March 2004 edition of Success in Soccer magazine.

*The Game for All Kids!*SM



Conclusions:

- 7 vs. 7 in half field and 11 vs. 11 are totally inappropriate for players under 12 years of age as they encourage Kick and Run Soccer
- Kick and Run Soccer does not develop the building blocks - close control, passing, dribbling and ball possession

*The Game for All Kids!*SM



BIOLOGICAL STAGES

- **Infancy and toddler ages span from birth to approximately 5-years-old**
- **Childhood extends from the age of 5 to 15**
- **The average age for the beginning of pubescence in girls is 10 years with a range from 7-14; for boys, age 12 with a range from 9-16**
- **The general range for adolescence is 15 to 23 years of age**

*The Game for All Kids!*SM



Ages 4 to 9 Childhood	Ages 10-14 Puberty	Ages 15 to 23 Adolescence	Ages 24 to 35 Adulthood
<p>Mostly technical repetitions, psychologically friendly and positive, simple combinations, decision making activities. Individual basic skills with an emphasis on keeping ball possession. Lots of balance and coordination exercises.</p>	<p>More combinations on offense and defense. Many decision making environments. Psychologically positive with correction. Advanced competitive skills against match opponents. Tactically work on the roles of attack and defense and the basic principles of play. Exercises should focus on endurance, flexibility and speed.</p>	<p>Tactical application of ball skills. Intense fitness training now becomes a part of the training routine. Much of the focus of training is now on group and team tactics. Fitness training with an emphasis on speed, flexibility, strength and stamina.</p>	<p>Soccer is now either a recreational activity or a job. Consequently training will reflect this reality.</p>
<p>MATCHES</p>	<p>MATCHES</p>	<p>MATCHES</p>	<p>MATCHES</p>
<p>Matches of 3- to 6-a-side. No leagues or standings! No tournaments – festivals instead. Many fun and competitive games.</p>	<p>Matches of 8- to 11-a-side. Selection (try-outs) should not begin until the U13 age group. Less emphasis on the match results and more emphasis on players' performances.</p>	<p>11-a-side matches with a strong emphasis on combination play. Matches should be used as a learning opportunity to execute new tactical concepts and team formations.</p>	<p>Play to win!</p>

*The Game for All Kids!*SM



COGNITIVE GROWTH

0 1 2 3 4 5 6 7 8 9 10 11 12

Years

Sensory-Motor

Pre-Operational


Concrete Operational

Formal Operational

*The Game for All Kids!*SM



SOCIAL/EMOTIONAL GROWTH

- 4- to 8-years-old
 - From self-centered to playmates & sharing
 - Developing a conscience
 - 8- to 10-years-old
 - Developing a conscience
 - Begin to initiate activities on their own
 - 10- to 12-years-old
 - Developing a sense of self-worth
 - Gender social roles coming to the fore
- 

*The Game for All Kids!*SM



SOCIAL/EMOTIONAL GROWTH

- **Piaget's Stages in Consciousness of Rules**

0 1 2 3 4 5 6 7 8 9 10 11 12

Years

- **Product of Mutual Consent**



- **Sacred, Untouchable**



- **Not Coercive**



*The Game for All Kids!*SM



SOCIAL/EMOTIONAL GROWTH

- Piaget's Stages in the Practice of Rules

0 1 2 3 4 5 6 7 8 9 10 11 12

- Codification



- Cooperation



- Egocentric



- Motor



*The Game for All Kids!*SM



IMPLEMENTATION OF SSG

Logistical Issues

- ✓ FIELD AVAILABILITY
 - ✓ Markings and size
- ✓ REFEREES
 - ✓ No need for them in the U6 & U8 matches
 - ✓ Training for novice referees in the U10 & U12 matches
- ✓ COACHES
 - ✓ Field Coordinators
 - ✓ Facilitators
- ✓ ROSTER SIZE
 - ✓ Less structured 'teams' for U6 & U8 ... players show up and play
- ✓ GOALS
 - ✓ Cones or corner flags in lieu of or in addition to regular goals

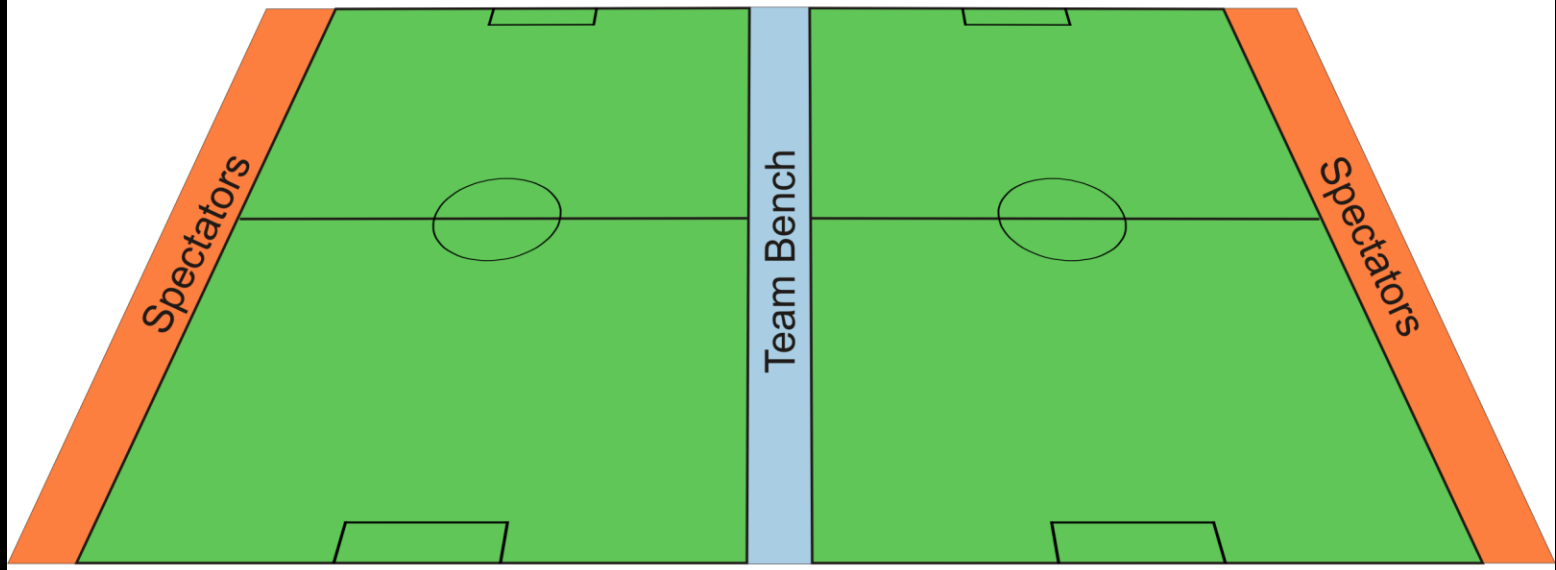
*The Game for All Kids!*SM



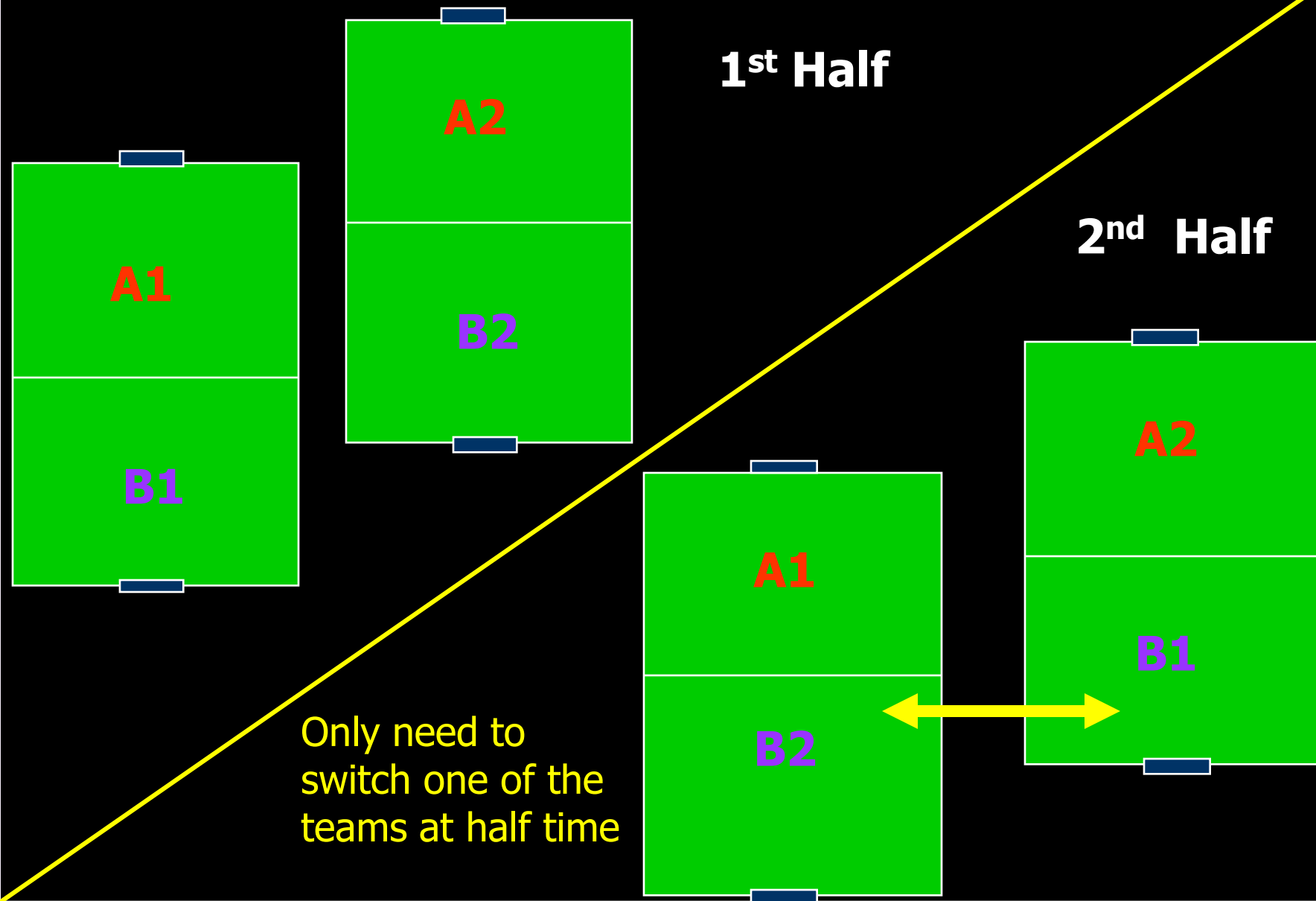
IMPLEMENTATION OF SSG

- Diagram of the dual field layout:

Suggested Set-up for 4v4 Fields Dual Mode



*The Game for All Kids!*SM

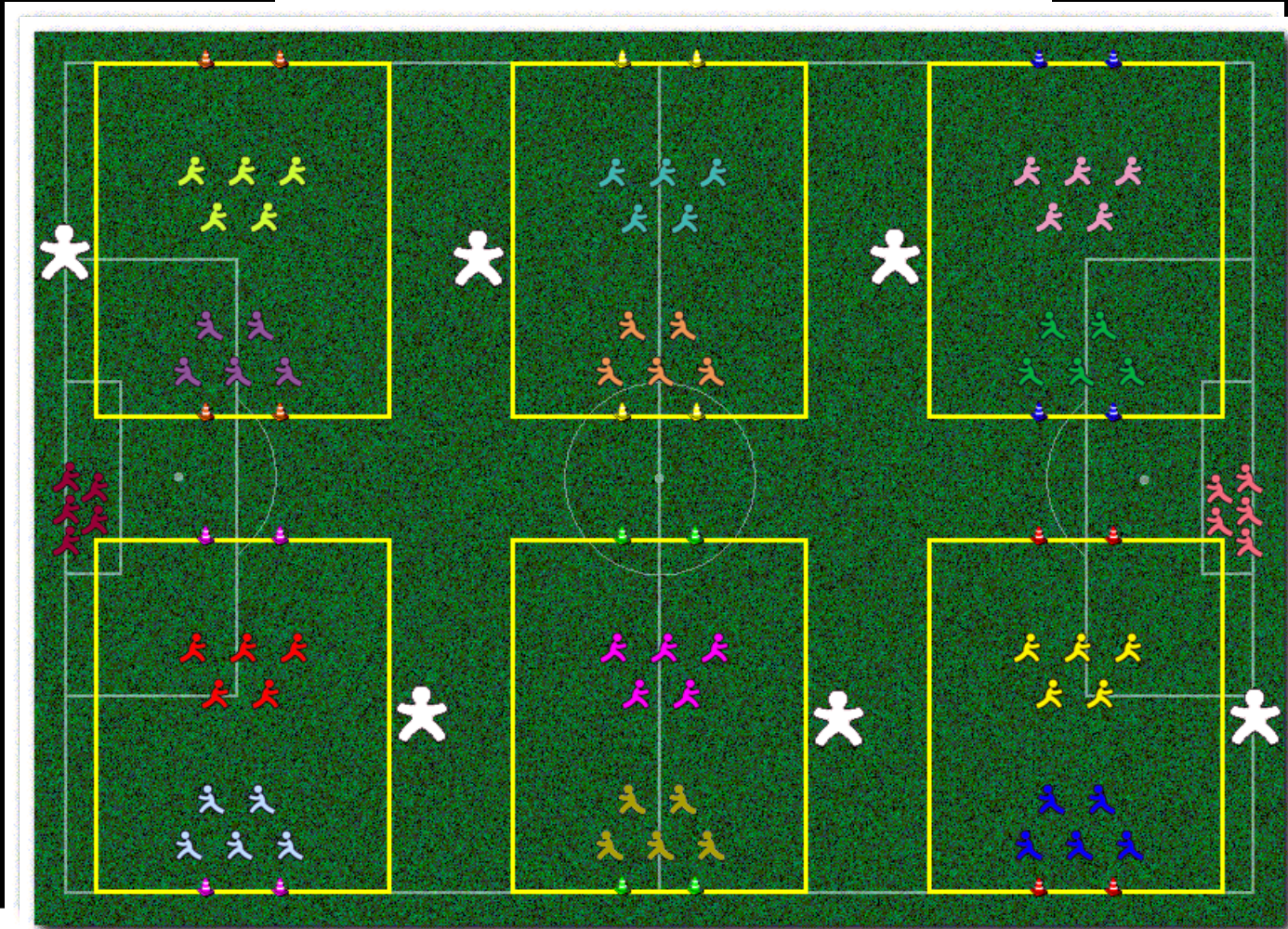


*The Game for All Kids!*SM



IMPLEMENTATION OF SSG

Maximizing Current Field Availability



The Game for All Kids!™



IMPACT ON PLAYER DEVELOPMENT

- **Technical abilities will accelerate due to increased time with the ball. Further, the ball skill demands are now realistic on a smaller field.**
- **Athletic growth is enhanced due to continuous movement.**

*The Game for All Kids!*SM



IMPACT ON PLAYER DEVELOPMENT

- There is a greater demand on mental concentration. The game is more fun to play because the players are always involved.
- More opportunities for problem solving are created for the players to work out together. Hence “teamwork” is promoted!

*The Game for All Kids!*SM



IMPACT ON PLAYER DEVELOPMENT

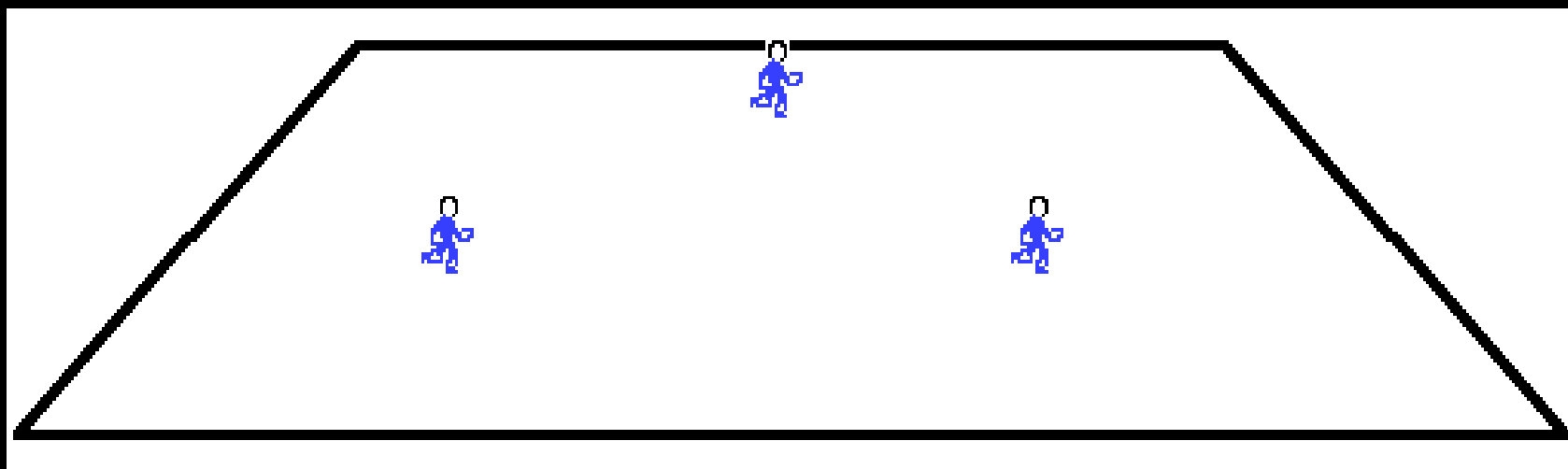
- This match environment now demands **transition** and thus tactical awareness. The players are involved on both sides of the ball, so there is no hiding in the weeds.
- There is a greater demand on individual and group tactics. The team tactical concept of compactness is enhanced in the small sided game.

*The Game for All Kids!*SM



Soccer Shapes

Triangles (3 players)



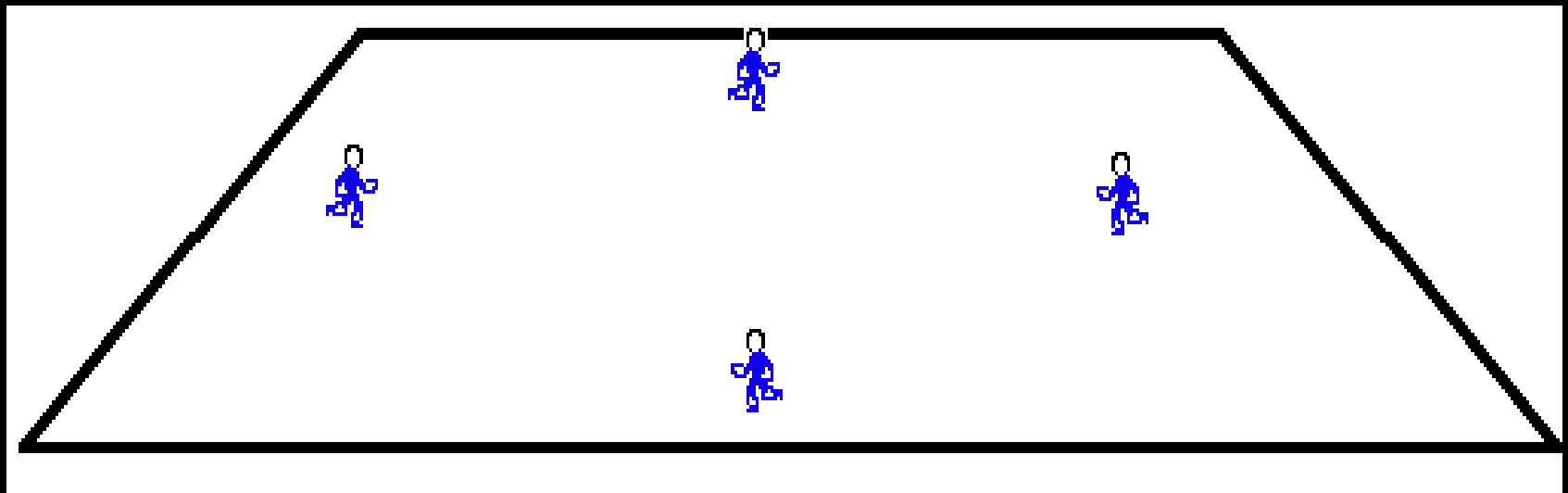
*The Game for All Kids!*SM



Soccer Shapes

Diamonds (4 Players)

Diamonds provide Principles of Attack and Defense: Length, Depth, Width



*The Game for All Kids!*SM

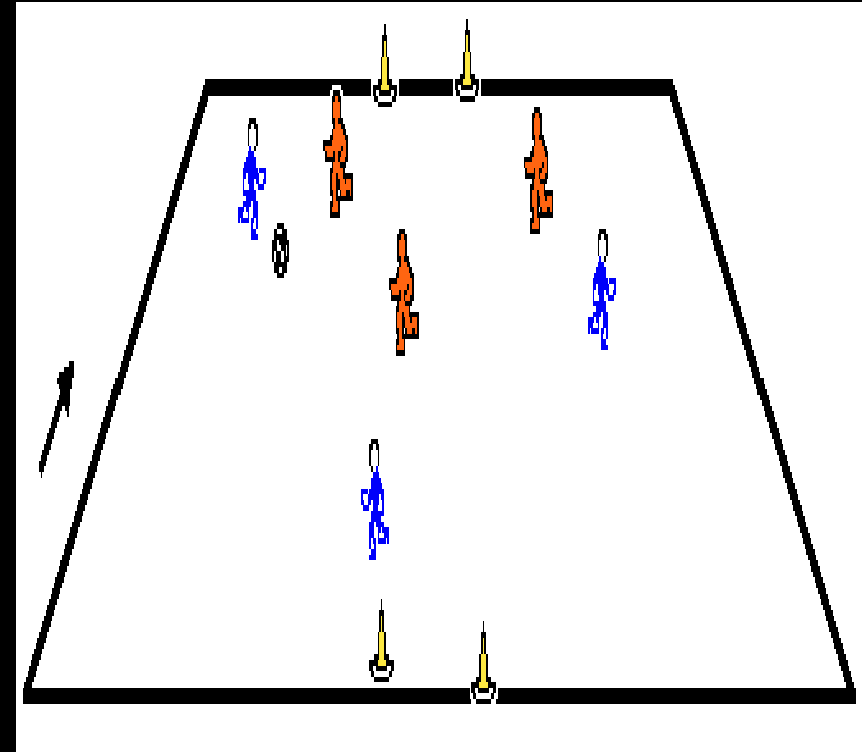


Playing 3 vs. 3

Ideal Attacking Shape

Includes options:

1. Forward
2. Back
3. Left
4. Right



*The Game for All Kids!*SM

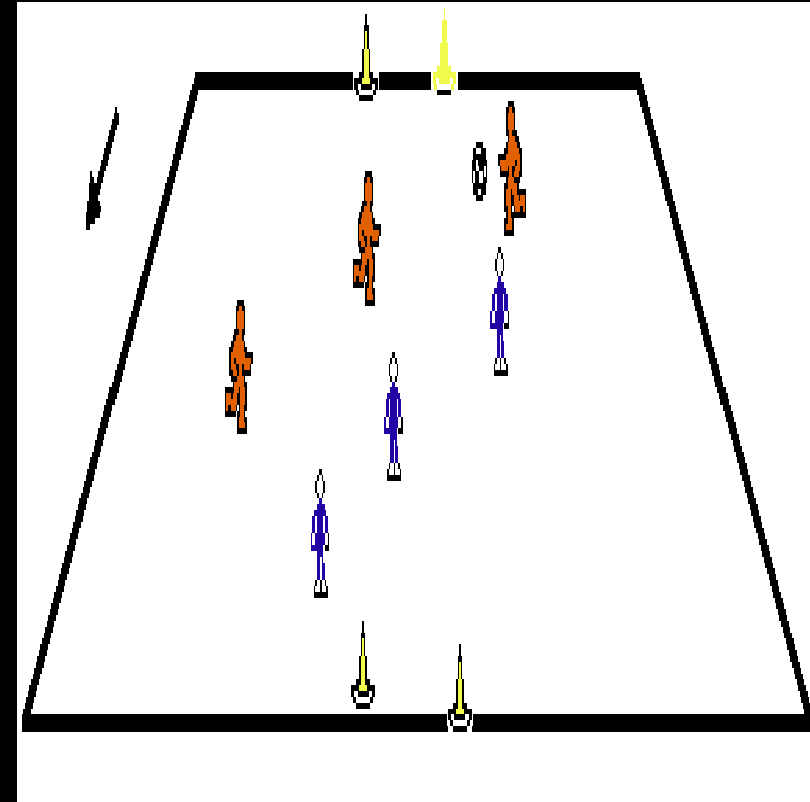


Playing 3 vs. 3

Ideal Defending Shape

Provides:

1. Pressure
2. Cover
3. Balance



*The Game for All Kids!*SM

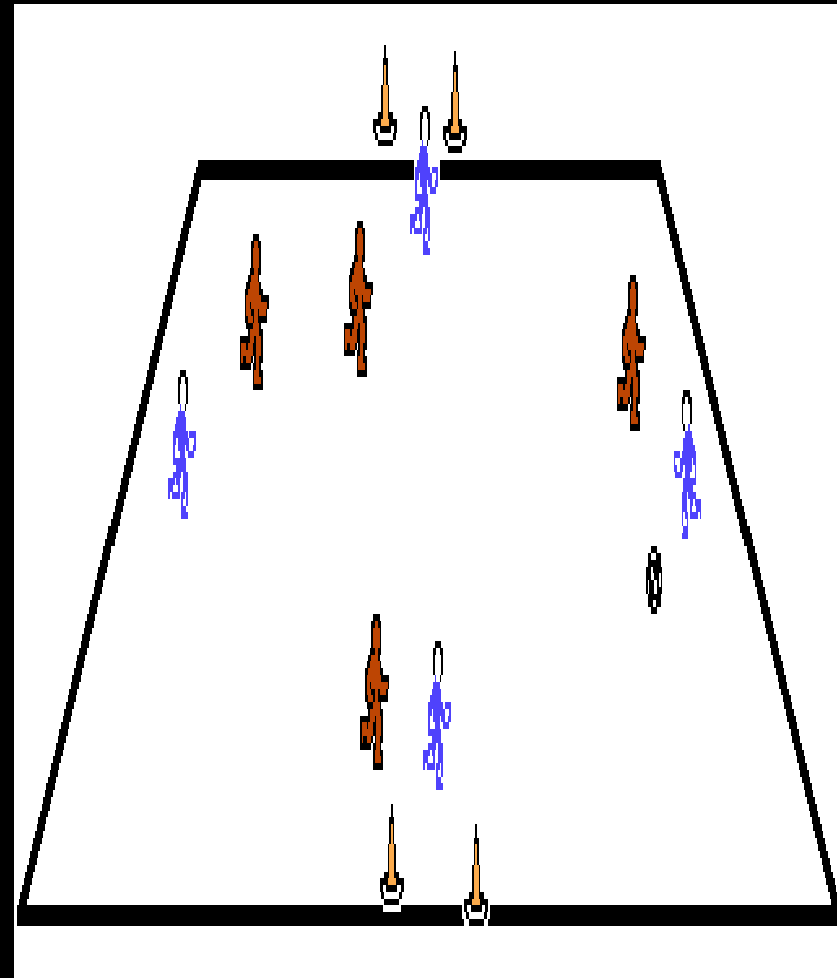


Playing 4 vs. 4

Ideal Attacking Shape

Provides:

1. Length (north)
2. Depth (south)
3. Width (east and west)



*The Game for All Kids!*SM

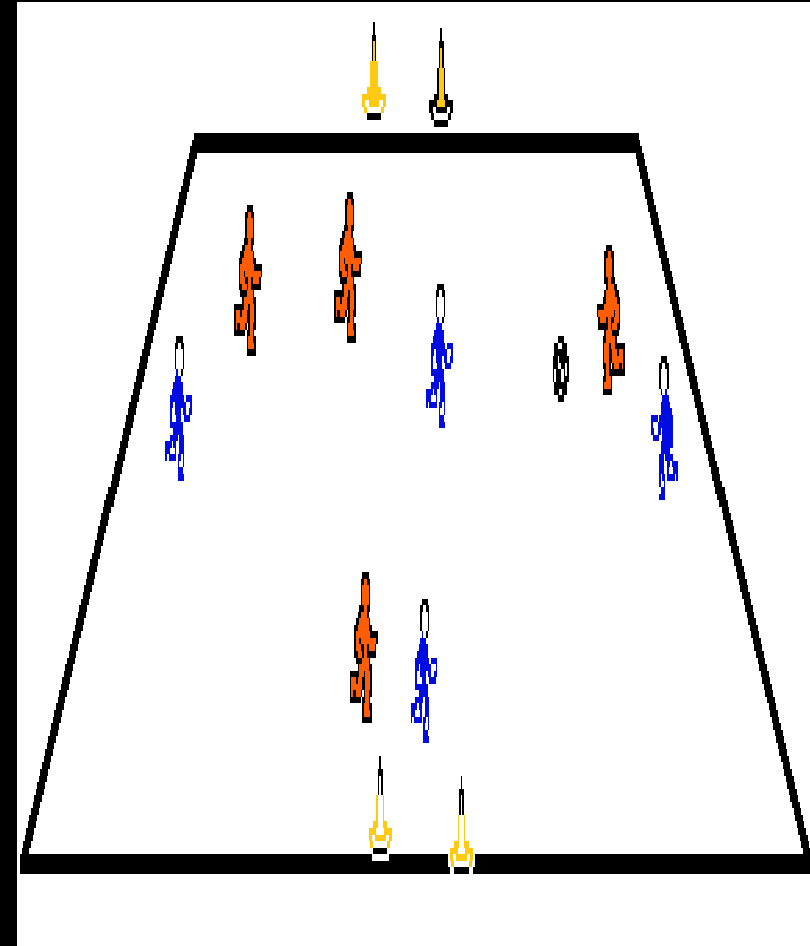


Playing 4 vs. 4

Ideal Defending Shape

Pressure (on the ball)

1. Cover (2nd closest to ball)
2. Balance (players behind 2nd closest to ball)

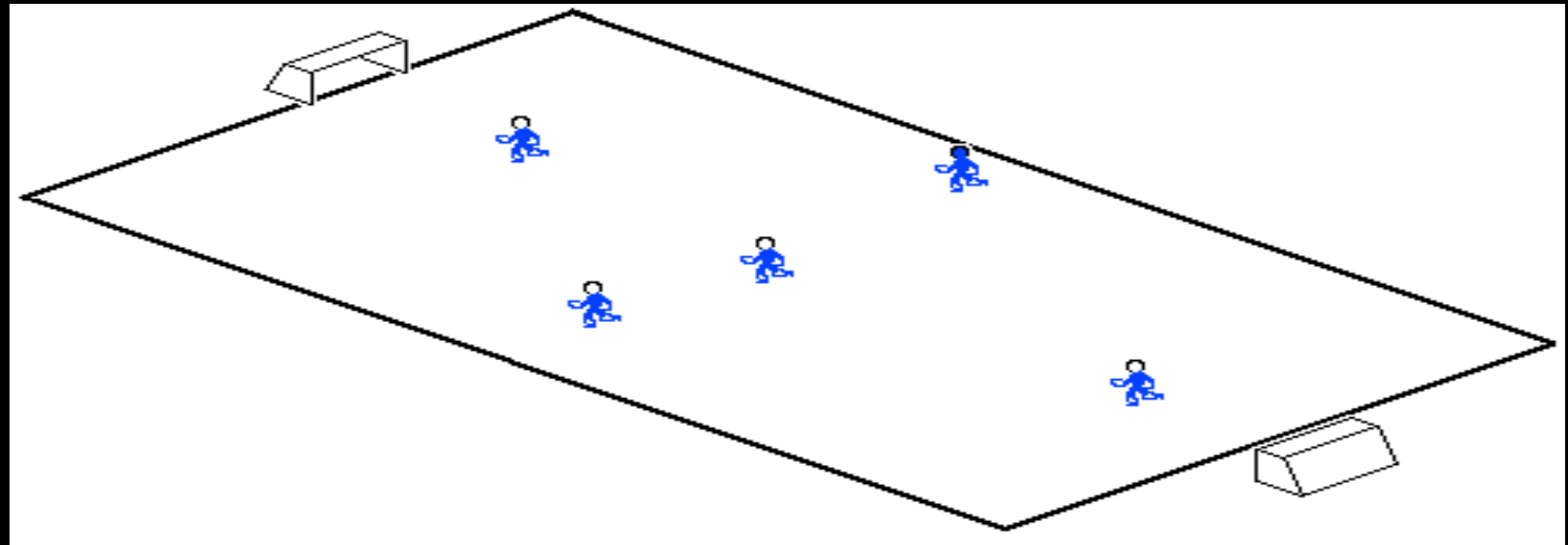


*The Game for All Kids!*SM



U-10 (6 players)

Possible team formations are 1-3-1 (pictured here), 2-2-1 and 3-2.

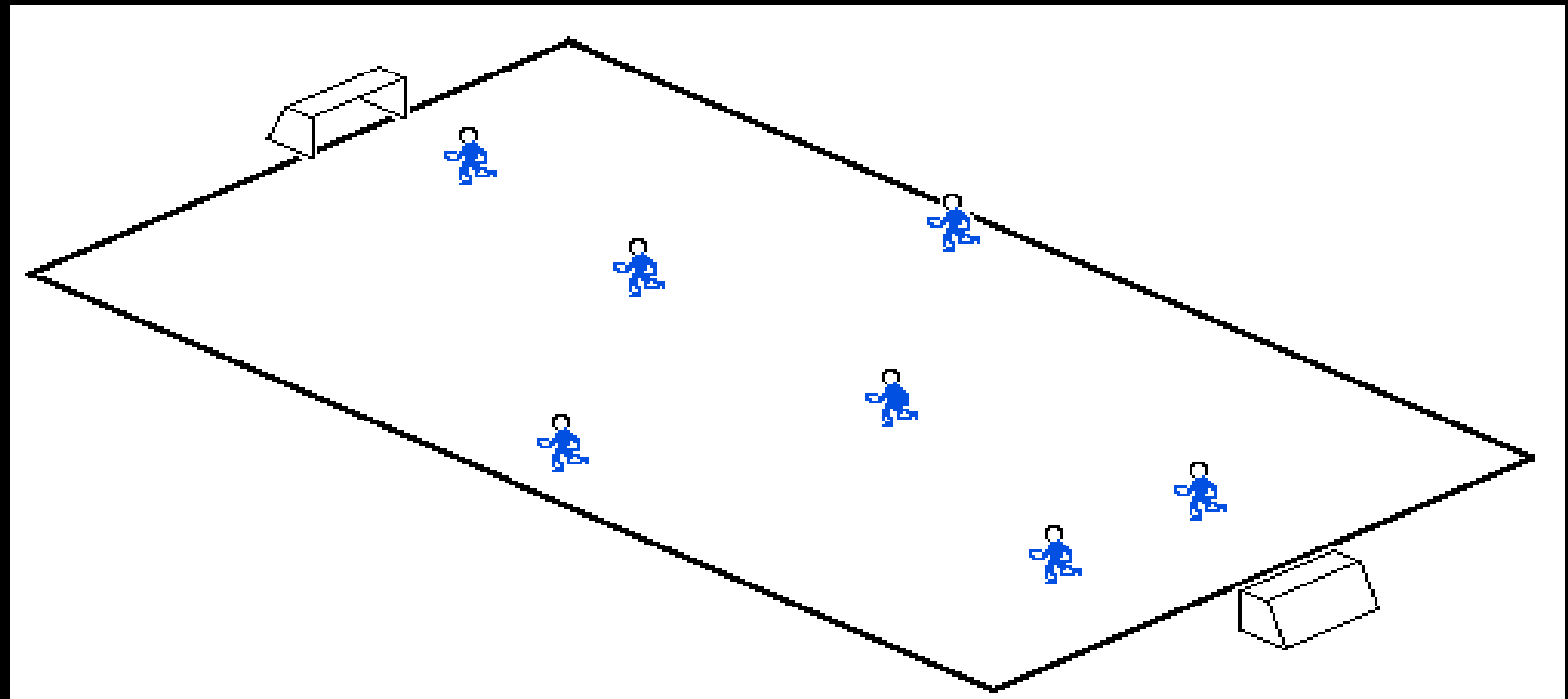


*The Game for All Kids!*SM



U-12 (8 players)

Possible team formations are 2-4-1 (pictured here), 2-3-2 and 3-2-2.



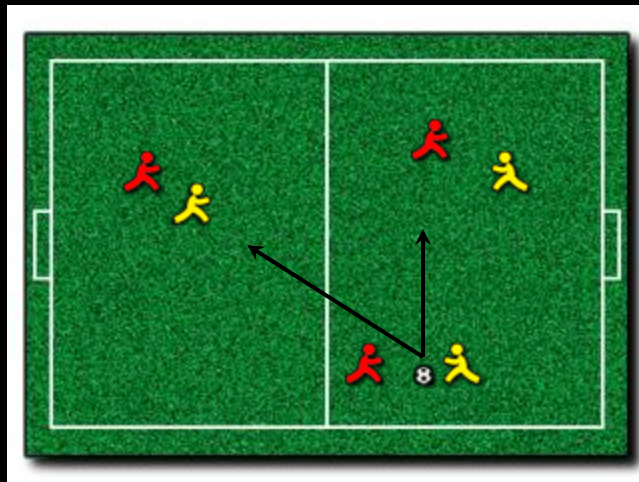
*The Game for All Kids!*SM



Teaching In Small-Sided Games

Key Coaching Points

Attack: Players should try to form a triangular shape to provide width and length. Provide good angles of support for safe passes. Try to combine in two player combinations to penetrate.



Game 3 v 3

 's have good attacking shape

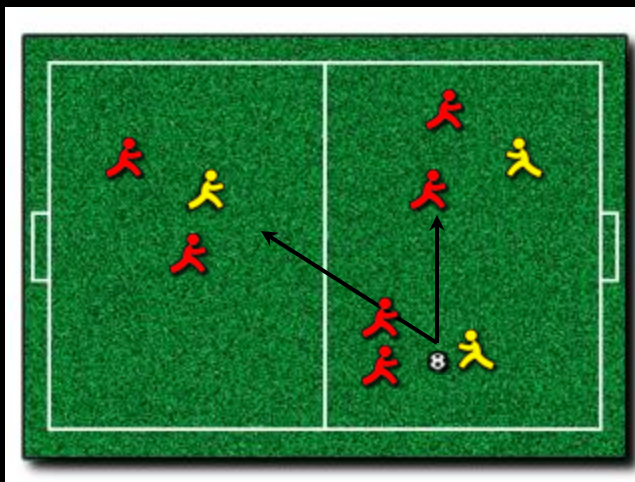
The Game for **All Kids!**SM



Teaching In Small-Sided Games

Key Coaching Points

Defense: Players should be compact and recover behind the ball. Pressure, cover and depth when the ball is central. Pressure, cover and balance when the ball is wide. Delay to allow time to get numbers behind the ball.



Game 3 v 3

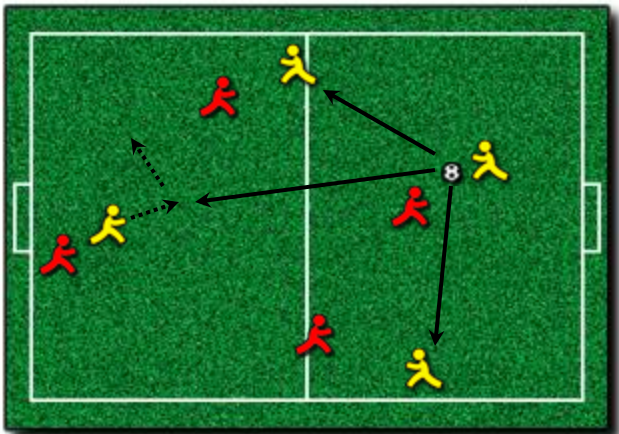
 's have good defending shape

*The Game for All Kids!*SM



Teaching In Small-Sided Games

Key Coaching Points



Game 4 v 4

Attack: Now, the shape is a diamond, creating length and width on both sides. Angles of support offer depth for good passing opportunities. Look for 2 and 3 player combinations. A deep player provides opportunity for an early pass from the back. Flank (width) play on both sides to increase attacking opportunities.

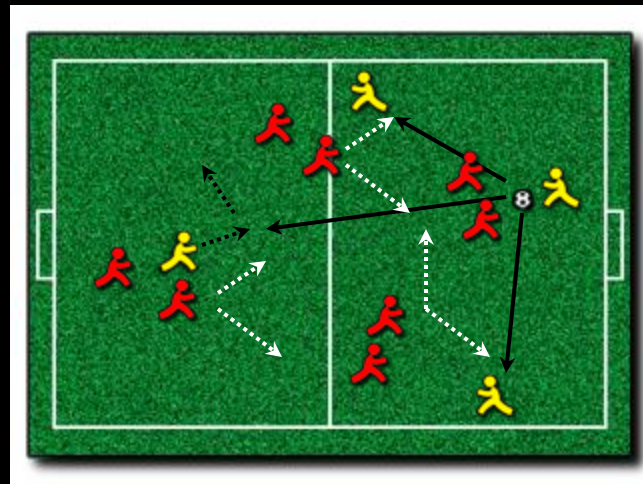
*The Game for All Kids!*SM



Teaching In Small-Sided Games

Key Coaching Points

Defense: Compact behind the ball applying pressure, cover and balance. Delay to allow time to get support behind the ball.



Game 4 v 4

*The Game for All Kids!*SM



F.I.F.A. ASSOCIATIONS

Here is a sampling of FIFA national football associations, which have instituted Small Sided Games for children.

✓ AUSTRALIA

6 vs. 6, including the goalkeeper, for U8

9 vs. 9, including the goalkeeper, for U10

There is no organized soccer for the U6 age group. The U12 age group plays 11 vs. 11. This modified version of soccer for children is referred to as Rooball. Modifications are made to the size of the goal, the field of play, the ball, length of play and field markings.

Ms. Connie Selby

Coaching and Development Coordinator of the Australian Soccer Association

*The Game for All Kids!*SM



F.I.F.A. ASSOCIATIONS

✓ BOLIVIA

BOLIVIA USES THE FOLLOWING RULES FOR SOCCER:

Age under 6 and under 7 -- 8 on the field including goalies with unlimited substitutions

Age under 8 to under 13 -- 8 on the field including goalies with only 5 substitutions

Age 14 and up -- 11 on field with only 3 substitutions

*The Game for All Kids!*SM



F.I.F.A. ASSOCIATIONS

✓ FINLAND

5 vs. 5, 7 vs. 7 & Futsal for all age groups

7 vs. 7 for U11

9 vs. 9 for U13

FOOTBALL ASSOCIATION OF FINLAND

Mr. Timo Huttunen

The Head of the Youth Department

*The Game for All Kids!*SM



F.I.F.A. ASSOCIATIONS

✓ SCOTLAND

4 vs. 4 for U8 – no goalkeepers

7 vs. 7 for U10 to U12 including goalkeepers

11 vs. 11 for U13 and older

Mr. David Little

National Secretary for the Scottish Youth Football
Association

*The Game for All Kids!*SM



CONCLUSIONS

- The small-sided game allows coaches a perfect opportunity to observe and analyze the individual and collective responses of players under quick game-like conditions.
- All over the world, soccer leagues have begun to realize...
 - **Soccer is viewed differently by young players than by older players**
 - **Young players cannot fully grasp the complexity of a full 11 vs. 11 game and learn best through a progression of building blocks**
 - **Without the building blocks, many players are thrown into more tactical situations bypassing technical and personal growth**
 - **We set the young players up for failure if we continue at the larger numbers at the younger age groups**

*The Game for All Kids!*SM



COMMON SENSE

- ✓ “My ideal football is 70 % technical and 30 % physical. There’s too much running about in football today. Basic technique is essential. We don’t concentrate on improving it. You’ve got to start with youth teams. I’d insist on playing with three defenders and three forwards. Always one against one. That’s the way to encourage individual enterprise.”

Johan Cruyff, Dutch Soccer Legend and Coach

*The Game for All Kids!*SM



COMMON SENSE

- ✓ “Even when the kids graduate to six-v-six, there should remain little or no emphasis on playing a position, on winning, or on restricting individual decision-making. The individualist who would rather dribble than pass may not quite be the pariah that (s)he’s assumed to be. The ability to dribble past several defenders in a limited space is a quality that only a handful of the game’s greatest players have acquired. Kids should not have their creativity stifled, especially at younger ages.”

Bobby Howe, former US Soccer Federation Director of Coaching
Soccer, How to Play the Game: The official playing and coaching manual of the United States Soccer Federation

*The Game for All Kids!*SM



COMMON SENSE

✓ “I think the best way to improve your skills is to play football on a smaller pitch. I didn’t play 11-a-side football until I was 13. In Brazil, most kids play futebol de salao, which is similar to five-a-side. The amount of space in 11-a-side is not good for young kids. You spend too much time running around without the ball.”

Juninho, Brazilian World Cup winner on BBC.co.uk/sportacademy

*The Game for All Kids!*SM



COMMON SENSE

- ✓ “We found most children pre-12 years of age wanted to “play,” so we wanted to capture this personal (intrinsic) motivation.”

Rod Thorpe, Educator.

*The Game for All Kids!*SM



COMMON SENSE

✓ “As a kid you need to touch the ball as much as you can. You should always be with the ball. You should have a feeling that wherever the ball is, you can do anything with it. No matter where it is, where it is on your body, how it’s spinning, how it’s coming at you, the speed it’s coming at you, anything. You can learn the tactical side of the game later. It’s amazing to me that people put so much emphasis on trying to be tactical and worry about winning when it doesn’t matter when you’re 12 years old. We’re going to have big, strong, fast players. We’re Americans, we’re athletes. But if we never learn at an early age to be good on the ball, then it’s just useless.”

Landon Donovan, USA World Cup hero, in Soccer America, July 2002

*The Game for All Kids!*SM



CREDITS

- All 55 of the state Directors of Coaching of US Youth Soccer and the U. S. Soccer National Staff Coaches along with innumerable administrators, coaches and referees at the local level have contributed to the success and growth of Small Sided Games in the United States of America.
- Following are a few who contributed directly to this presentation!

*The Game for All Kids!*SM



Exploring The Benefits of Small Sided Games

Fran Kulas

**Director of Coach and Player Development for
Kentucky Youth Soccer Association**

Frankulas@kysoccer.net

859-268-1254

*The Game for **All Kids!***SM



Small Sided Games Pilot Study

By John Weinerth

Director of Marketing & Recreation

California Youth Soccer Association-South

*The Game for All Kids!*SM



Small-Sided Games

“How Will It Impact Your Operation?”

Glen Buckley

State Director of Coaching

New York State West Youth Soccer Association

✓ *USSF National Youth License, English F.A. Advanced License, USSF “A” License, UEFA A License, NSCAA Premier Diploma*

*The Game for All Kids!*SM



CREDITS

- ❖ The data and graphs on the lines of interaction were provided by Mr. Virgil Stringfield of the Florida Youth Soccer Association and Dr. Pete Didier of Covington Youth Soccer Association in Louisiana.
- ❖ Charts and data on slides numbered 43, 46 & 71 provided by Cryder, et al. of AYSO.
- ❖ Quotes provided by Dr. Tom Turner, director of coaching for the Ohio Youth Soccer Association-North.

*The Game for All Kids!*SM



Thank You

If you have any questions, please feel free to contact Sam Snow, director of coaching education for US Youth Soccer at ssnow@usyouthsoccer.org or 1.800.4SOCCER.

*The Game for All Kids!*SM

